




## AIR TO WATER PRICE LIST 2024 / 2025



# AQUAREA

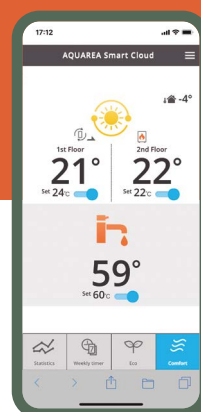
To view our latest catalogues covering all product line up, scan below





## Welcome to Aquarea air to water heat pumps

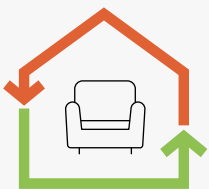
From 3 kW to 30 kW, Panasonic's Aquarea air to water heat pumps range is one of the widest on the market, offering solutions for most properties, whatever their size and heating and cooling demands. Suitable for new build and refurbishment projects, the solutions are cost-effective with minimised environmental impact.



AQUAREA

# Panasonic environmental vision 2050

To achieve “a better life” and “a sustainable global environment,” Panasonic will work towards creation and more efficient utilisation of energy which exceeds the amount of energy used, aiming for a society with clean energy and a more comfortable lifestyle.



## Energy used < Energy created

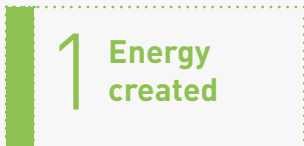
One initiative in the Panasonic environmental vision 2050 is offering products with greater energy efficiency. In 2018, we celebrated the 60th anniversary of our Heating & Cooling Solutions business. Our expertise gained over the years has helped us launch a range of products that contribute to a more carbon-free society.

### Current status of energy used and energy created

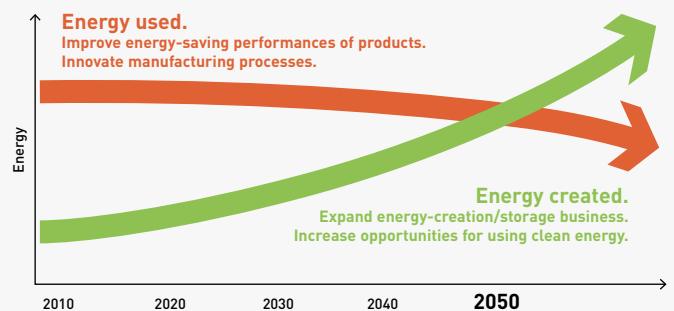
Energy used by Panasonic business activities and products.



Clean energy created and / or made available by Panasonic products, etc.



### Working to realise environmental vision 2050



New **2024**

### New Aquarea T-CAP M Series, up to 300 kW\*.

- Available in capacities from 9 to 30 kW (\*300 kW in cascade)
- Perfect for retrofit, multi-family dwelling, or commercial projects.
- Flexible hydraulic installation options, including a new control module or using the outdoor unit as a standalone
- Water outlet temperature up to 75 °C down to -10 °C
- Operation down to -28 °C outside temperature
- Super quiet operation
- Wi-Fi adapter included



### Aquarea L Series, with natural refrigerant R290.

- Ideal for retrofit applications
- Hydro connection between the indoor and outdoor unit
- Water outlet temperatures of up to 75 °C down to -10 °C
- Domestic hot water up to 65 °C without heater
- New indoor unit design plus a new outdoor unit in anthracite grey
- Wi-Fi adapter included



### Aquarea K Series.

- Ideal solution for new build applications
- Water outlet temperatures of up to 60 °C down to -10 °C
- Available in High Performance and T-CAP ranges
- New indoor unit design plus a renewed outdoor unit in anthracite grey
- Seamless connectivity integration
- Remote controller designed in harmony with the whole system



### Aquarea J Series T-CAP Monobloc in R32.

Offering the maximum comfort and flexibility, the Aquarea T-CAP Monobloc J Generation in R32 can maintain the heat pump output capacity until -20 °C outdoor temperature or reach up to 65 °C water outlet.



# Introducing the Panasonic Aquarea – air source heat pump

At the forefront of energy innovation, Aquarea is resolutely positioned as a “green” heating and air conditioning solution.

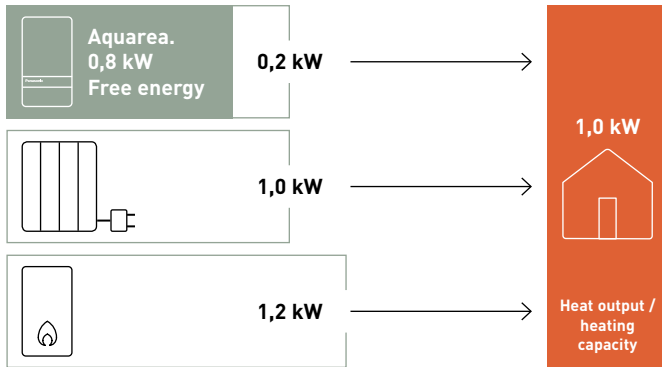


## Introducing the Panasonic Aquarea – air source heat pump.

In European households, 79%\* of energy consumption comes from heating and producing domestic hot water. By converting heat energy in the air into household warmth, highly efficient Aquarea technology reduces CO<sub>2</sub> emissions and environmental impact, compared to conventional boilers and electric heaters. Compared to an electric heater, the Aquarea Heat Pumps offer up to five times the output in kilowatts per every input in kilowatts.

\* ec.europa.eu/eurostat

Up to 80%\* energy savings with Aquarea



Power input / energy consumption power. \* 35 °C flow temperature.



### ECO4 Scheme

The ECO4 scheme is one of many mechanisms the Government has established in helping households to achieve their goal of going 100% carbon neutral. The ECO4 scheme provides grants to fund energy-efficient upgrades to homes reducing emissions, electricity and energy bills. These grants pay for new heating systems like heat pumps, loft or cavity wall installation and other measures designed primarily to increase energy efficiency and reduce fuel poverty and energy costs.

## Why Panasonic Aquarea air source heat pumps?

Panasonic Aquarea J, L & M Series heat pumps are packaged with the following accessories:

1. Heat Pump Controller (J & L Series only)
2. Circulating Pump
3. Expansion Vessel (for primary hot water - J & L Series only)
4. Strainer (Filter)
5. Magnetic Particle Filter
6. Pressure Relief Valve
7. Bottom Mounting Rails (J Series only)
8. Built in Electric Backup Heater (J & L series only)

By including the above components inside the Heat Pump, the Panasonic Aquarea is one of the most compact A2W heat pumps on the market. This reduces the number of additional components that would otherwise need to be purchased and installed inside the property.



### Market Leading

Panasonic has market leading SCOP figures on MCS across all their product lineup, achieving 5.14 SCOP for the 9kW T-Cap Monobloc at 35°C, and a SCOP of 3.57 at 55°C for the NEW R290 5kW model.



### Reliable Quality

All Panasonic A2W heat pumps have a Panasonic manufactured 'A' rated circulation pump installed. The Panasonic circulating pump is one of, if not the most powerful circulating pump installed in any domestic ASHP as standard on the market, 14 meter pump head being one of the main points. This pump provides greater flexibility on installations, allowing connection to existing smaller bore pipework whilst maintaining performance and demand requirements.



### Space Saving

The Panasonic H, J, K & L Series models requires no volume on open circuit to operate unlike other heat pumps on the market, therefore no space is required inside the property to fit additional vessels to create volume for a smooth operation of the unit.

# Aquarea Heat Pump line-up

## Aquarea hydraulic system.

The Aquarea hydraulic system allows for easier installation as there are only water pipes between the indoor unit and the inside of the building. As the outdoor unit is hermetically sealed, no F-gas certification is required for installation or commissioning. The hydraulic system is offered in a hydrosplit version, consisting of an outdoor and indoor unit (either All in One or Bi-bloc) connected by water pipes. Alternatively, a stand-alone outdoor unit can be directly connected to the heating and/or hot water system.

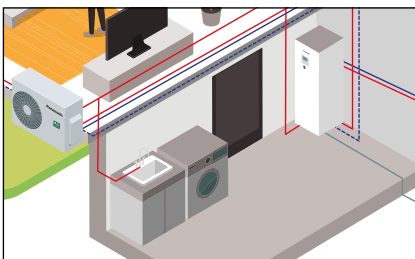
## Aquarea split system.

The Aquarea split system consists of a separate outdoor unit and indoor unit connected by refrigerant pipes. There is no requirement for antifreeze protection of the piping located outside the building, even if the system is inactive for an extended period. The split system is available in two types of indoor units: All in One and Bi-bloc.



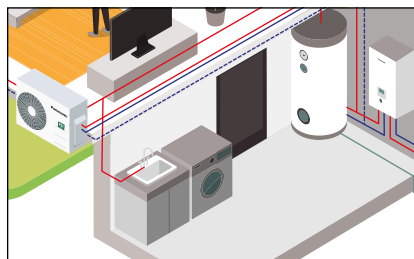
### All in One indoor unit.

The All in One unit simplifies the installation by combining the indoor unit and a stainless steel tank into a compact, space-saving unit.



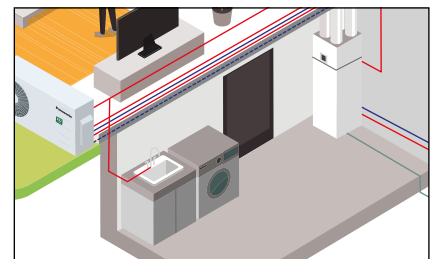
### Bi-bloc indoor unit.

This wall-mounted indoor unit provides great installation flexibility as the size of the tank can be chosen based on installation requirements.



### Stand-alone outdoor unit.

This hydraulic system operates without an indoor unit, providing a high level of installation flexibility. This solution is particularly suitable for retrofit projects.





Panasonic Aquarea provides the ideal solution for any project, enhancing the efficiency of homes and simplifying the installation process.

### Aquarea High Performance

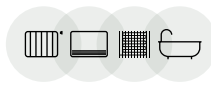
#### For new installations and low consumption homes.

Suitable for a wide range of properties that demand exceptional efficiency and high energy savings. Featuring COPs as high as 5,33<sup>1)</sup> and water outlet temperatures of up to 75 °C<sup>2)</sup>, this solution is perfect for either underfloor heating or radiators.

1) K and J Series 3 kW. 2) L Series.



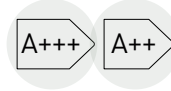
Heating - Cooling - DHW



Radiators - Fan coil - Underfloor heating - DHW



New buildings and retrofit



ErP class (heating 35 °C / 55 °C)<sup>1)</sup>



Wi-Fi ready (included in L Series)



Smart Grid ready<sup>2)</sup>

System	Hydraulic			Split	
Series · Refrigerant	L · R290	J · R32	H · R410A	K · R32	H · R410A
Minimum outdoor temperature	-25 °C	-20 °C	-20 °C	-25 °C	-20 °C
Maximum water outlet temperature	75 °C	60 °C	55 °C	60 °C	55 °C
Maximum DHW temperature	65 °C without heater	65 °C <sup>3)</sup>	65 °C <sup>3)</sup>	65 °C <sup>3)</sup>	65 °C <sup>3)</sup>
Type	All in One - Bi-bloc	Monobloc	Monobloc	All in One - Bi-bloc	All in One - Bi-bloc
Line-up	5, 7, 9 kW (1ph)	5, 7, 9 kW (1ph)	12, 16 kW (1ph)	3, 5, 7, 9, 12 kW (1ph) 9, 12, 16 kW (3ph)	12, 16 kW (1ph) 9, 12, 16 kW (3ph)

### Aquarea T-CAP

#### For extremely low temperatures and retrofit.

Aquarea T-CAP can maintain the rated heating capacity even at -20 °C<sup>1)</sup> outdoor temperature, without requiring an electrical heater. This makes it an ideal solution for locations with extremely low temperatures. It is also suitable for retrofit projects as it can achieve water outlet temperatures of up to 75 °C<sup>2)</sup>.

1) At 35 °C flow temperature. 2) M Series.



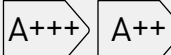
Heating - Cooling - DHW



Radiators - Fan coil - Underfloor heating - DHW



Extreme cold ambient and retrofit



ErP class (heating 35 °C / 55 °C)<sup>1)</sup>



Wi-Fi ready (included in M Series)



Smart Grid ready<sup>2)</sup>

System	Hydraulic		Split	
Series · Refrigerant	M · R290	J · R32	K · R32	H · R410A
Minimum outdoor temperature	-28 °C	-20 °C	-28 °C	-28 °C
Maximum water outlet temperature	75 °C	65 °C <sup>4)</sup>	65 °C	60 °C
Maximum DHW temperature	65 °C without heater	65 °C <sup>3)</sup>	65 °C <sup>3)</sup>	65 °C <sup>3)</sup>
Type	All in One - Bi-bloc - Stand-alone outdoor	Mono-bloc	All in One - Bi-bloc	All in One - Bi-bloc
Line-up	9, 12 kW (1ph) 9, 12, 16, 20, 25, 30 kW (3ph)	9, 12 kW (1ph) 9, 12, 16 kW (3ph)	9, 12 kW (1ph) 9, 12, 16 kW (3ph)	9, 12 kW (1ph) 9, 12, 16 kW (3ph)

The information in this page is applicable in most of models in each line up, check product specifications to confirm by model. 1) Scale from A+++ to D. 2) With optional PCB CZ-NS\*P. 3) DHW maximum temperature with heater. 4) It is possible to set temperature by 65 °C on remote controller. Normally, outlet water temperature is 60 °C or lower. In case of ΔT setting with remote controller is 15 °C and the outdoor ambient temperature is 5 to 20 °C, outlet water temperature 65 °C is possible.



#### Hi-durability outdoor units

Panasonic Air to Water outdoor unit coils have been treated for high resistance to corrosion to ensure long-lasting performance. No need for expensive and time consuming third part coatings. Tests have been completed under the norm ASTM B117 for 1000 hours.

Note: Selecting this unit does not completely eliminate the possibility of corrosion developing. For details concerning unit installation and maintenance, please consult an authorised dealer.

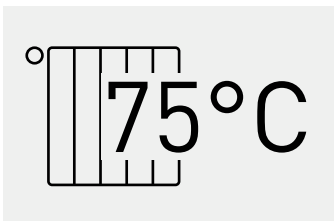
# Panasonic introduces Aquarea M, the 2nd Series of air to water heat pumps with R290

Aquarea air to water heat pumps with R290 refrigerant range is a groundbreaking low energy system for heating, cooling and domestic hot water production that delivers outstanding performance, aligning with our vision of a carbon-free society and our GREEN IMPACT plan.



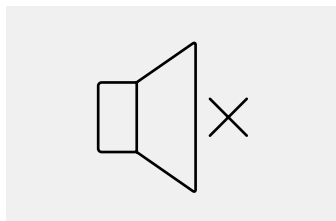
**Global Warming Potential**

With sustainability at the forefront of its innovations, Panasonic's newest series are engineered with industry leading natural refrigerant R290, which has a low Global Warming Potential (GWP) of just 3, helping reduce CO<sub>2</sub> emissions and environmental impact.



**Output water.**

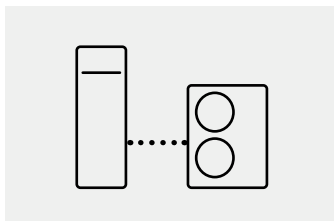
Up to 75 °C water outlet down to -15 °C outdoor.



**Quiet operation.**


Only 27 dB(A) sound pressure at 5m\*.

\* Sound pressure calculation for WH-WDG05LE5, free standing, A +7 °C, W 35 °C in Quite mode 3.



**Flexible hydraulic installation.**

Hydraulic connection between indoor and outdoor.



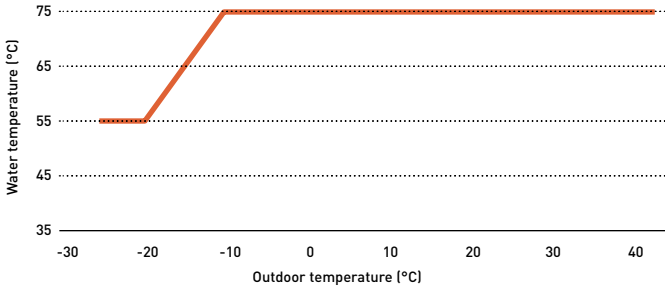
**Made and designed by Panasonic.**

Reliable outdoor units with Panasonic compressor.

**Output water. High performance under extreme conditions**

**Excellent solution for heating system retrofit.**

The compressor operates without backup heating down to -25 °C ambient temperatures, and can be integrated alongside existing radiators with a high-water flow temperature of up to 75 °C at -10 °C outside temperature. Even at -25 °C outside temperature, it can supply hot water at 55 °C.




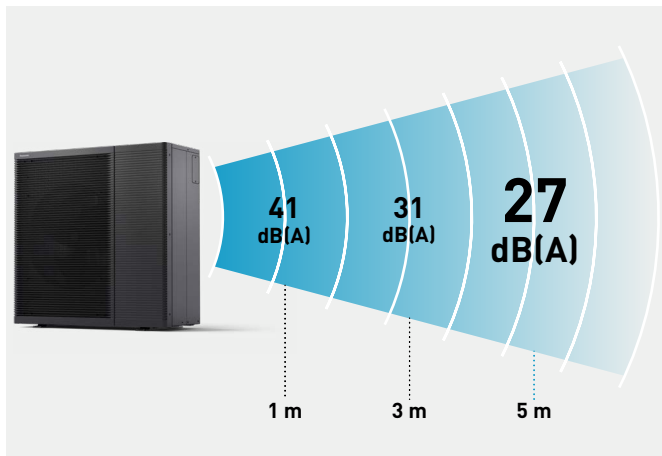
**Sterilisation process without heater.**

It can also reach a domestic hot water temperature of up to 65 °C without the use of the electric heater, so the tank sterilisation can be performed with the heat pump operation.

**Quiet operation. Panasonic's unique low noise architecture**

The compressor, which is a major source of noise, is equipped with a double-bottomed structure to provide a safe, quiet structure that does not disturb neighbours in crowded residential areas.

\* Sound pressure calculation for WH-WDG05LE5, free standing, A +7 °C, W 35 °C in Quite mode 3.



**Flexible hydraulic installation**

The installation of the system is 100% hydraulic, with only water pipes between the outdoor unit and the interior of the home.

**More living space at home.**

No indoor safety measures needed for refrigerant or fuel gas piping.



\* for install or commissioning

**Made and designed by Panasonic.**

**Aquarea High Performance L Series from 5 to 9 kW.**



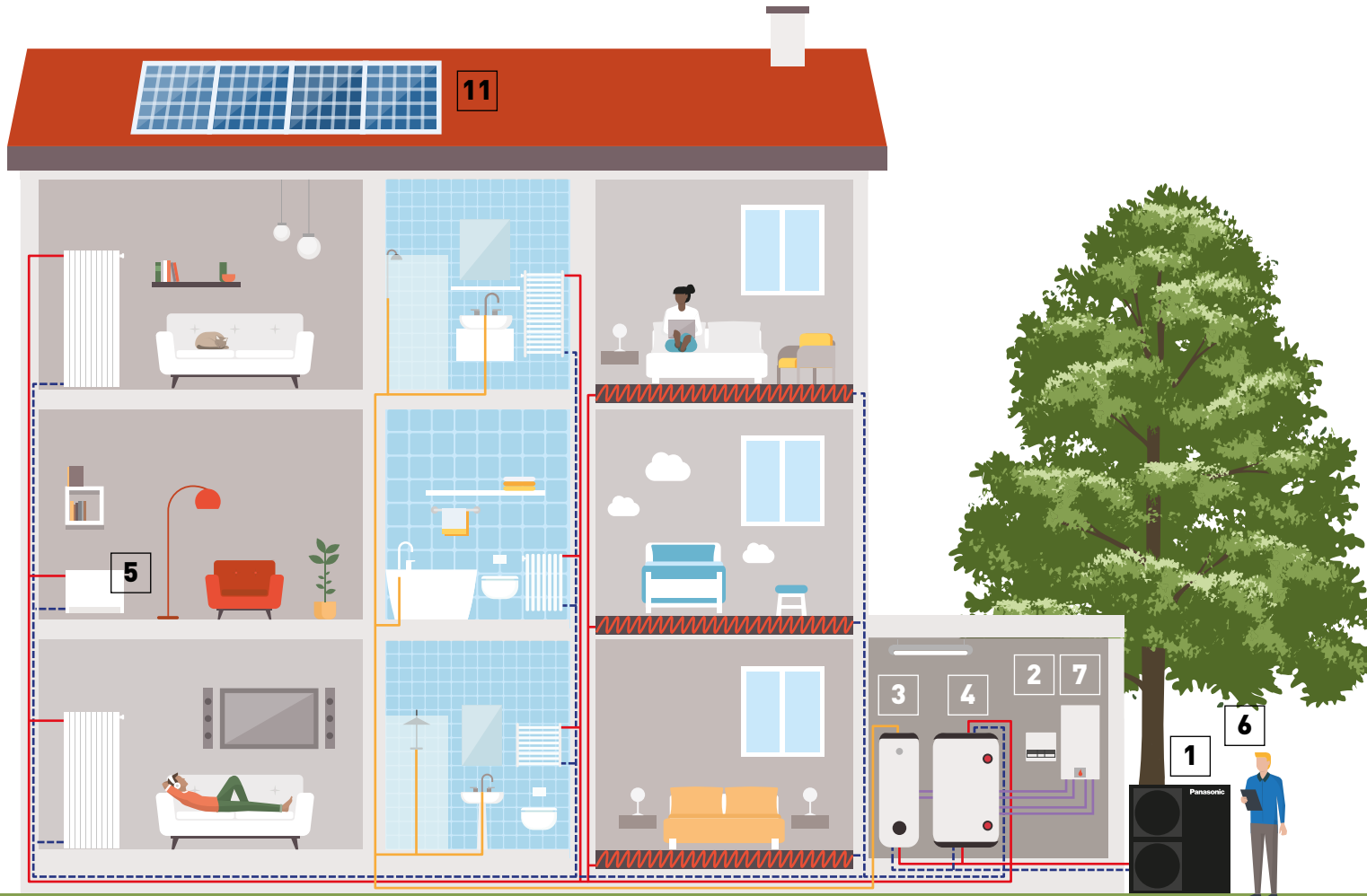
**Aquarea T-CAP M Series from 9 to 30 kW.**



\* Check availability of units and combinations.

# Big Aquarea for centralised heating and DHW installations in multi-family or commercial buildings

The new Big Aquarea M Series offers a flexible, compact and energy-efficient solution for central heating and/or domestic hot water installations in multi-family or commercial buildings.



**1**  
**Big Aquarea T-CAP M Series.**  
25 kW heat pumps in cascade, for a space-saving solution. It can replace an old fossil fuel boiler.



**2**  
**M Series control module.**  
The control module allows for enhanced control functionality. Operation with the remote controller only is also possible.



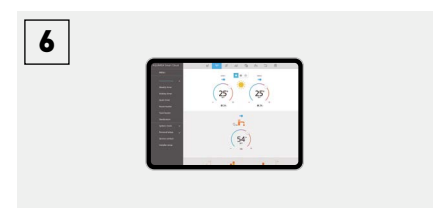
**3**  
**High efficiency DHW tank.**  
A high efficiency tank provides the required volume of hot water, at the correct temperature, reducing energy costs.



**4**  
**Buffer tank.**  
Aquarea Heat Pumps can be integrated into a new or existing water system.



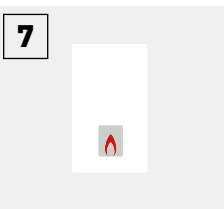
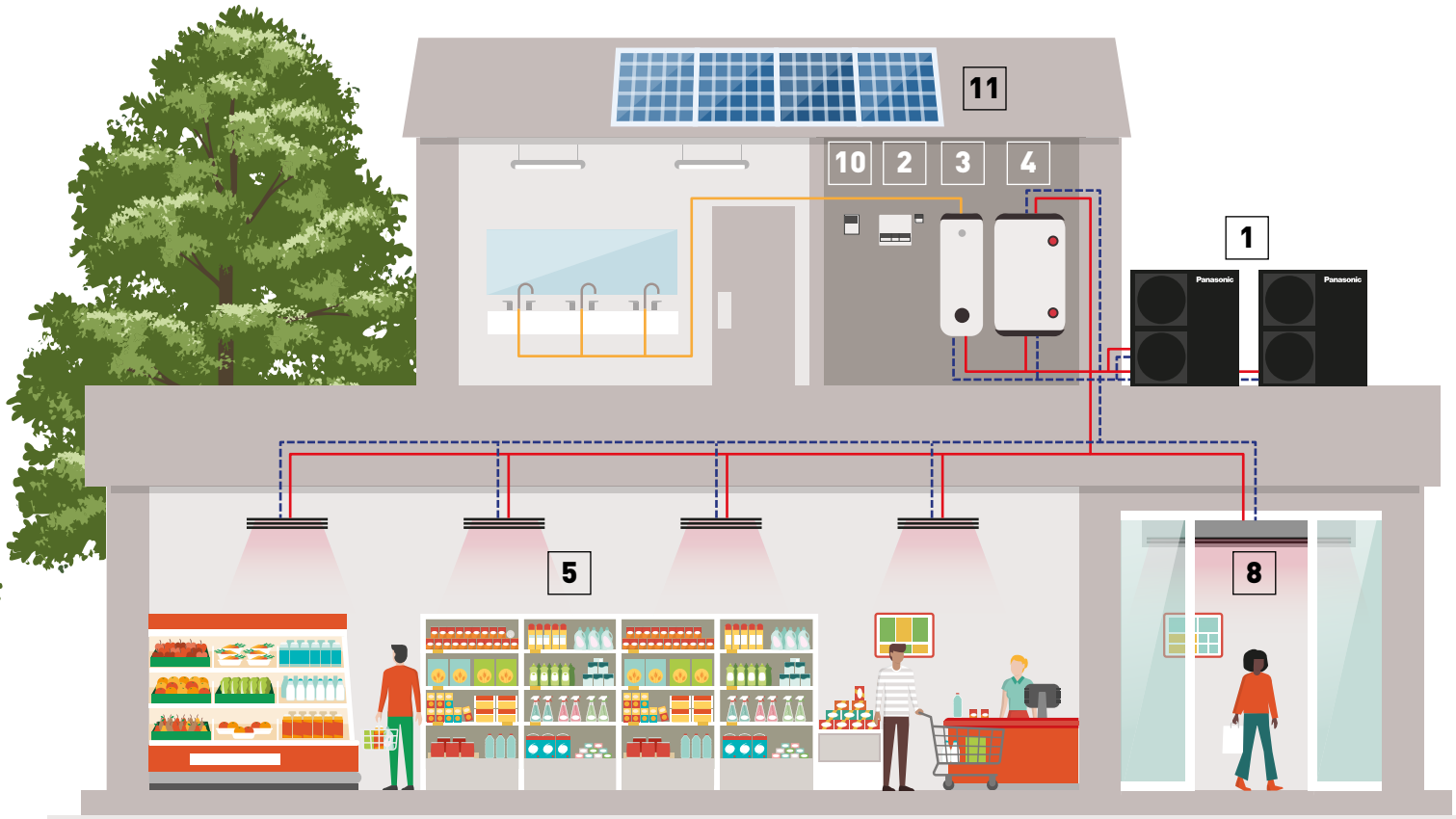
**5**  
**Fan coils, radiators or floor heating.**  
Aquarea Heat Pumps can be integrated into a new or existing water system.



**6**  
**Aquarea Smart and Service Cloud.**  
This IoT solution provides powerful and user-friendly management and monitoring of Aquarea Heat Pumps and enables remote maintenance.

A revolution in the design, performance, connectivity, and sustainability.


- Scalable solution, up to 300 kW in cascade
- Suitable for new build and retrofit
- Up to 75 °C water outlet down to -15 °C
- Easy replacement of other heating sources and integration into existing water systems
- Quiet operation
- Maintains output at 55 °C down to -15 °C
- Hot water production at 65 °C with compressor only
- Flexible control options and seamless Modbus integration
- Optional Bi-Valent (Hybrid) capability - Cost-effective bivalent mode with energy tariff logic when combined with a boiler available.



**7**  
**OPTIONAL. Bivalent mode.**  
Cost-effective bivalent mode with energy tariff logic when combined with an existing boiler.




**8**  
**Air Curtain with water Coil.**  
Water coil air curtains can be used in the hydraulic system to have efficient performance of the water system.




**9**  
**BMS integration.**  
The system can be easily integrated into a Modbus project with the optional accessory.



**10**  
**Cascade manager.**  
Manages up to 10 Aquarea Heat Pumps, balancing working hours, can control up to 2 buffer tanks and integrates PV, among others.



**11**  
**Photovoltaics.**  
Thanks to the integration with PV, the demand or power consumption for heating or hot water production is adapted to the PV production.



**Burger & Lobster restaurant. Bath, UK.**

Panasonic's air to water Aquarea system has been installed in the latest glamorous Burger & Lobster restaurant in Bath. The Octagon Chapel, a large listed building in the city centre, was converted to accommodate the restaurant, and Panasonic's Aquarea system provided an extensive, energy efficient and unobtrusive heating and cooling solution.

# New Aquarea L Generation

A revolution in design, efficiency, connectivity and sustainability. Aquarea L Generation is engineered with industry leading R290 natural refrigerant. It is the perfect solution for renovations, where a high water outlet temperature is required or homes looking for avant-garde heat pump with natural refrigerant.



reddot design award



GOOD DESIGN AWARD 2022

**BEST 100**



Natural refrigerant GWP3. Save CO<sub>2</sub>.

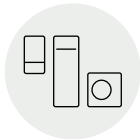


A next generation environment friendly heat pump that uses a low GWP refrigerant as a product that represents the Panasonic environmental concept of GREEN IMPACT.



**Natural refrigerant**

Employ natural refrigerant R290 with GWP 3.



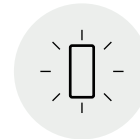
**Improved clean design**

Refined outdoor design to be blended to the environment.



**Remote control and maintenance**

Aquarea Smart Cloud. Aquarea Service Cloud.



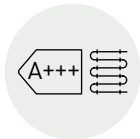
**High tank insulation performance**

Tank boasts high heat retention thanks to U-Vacua™<sup>1)</sup>.



**High energy efficiency for retrofit projects**

A++ energy class at 55 °C water outlet temperature.



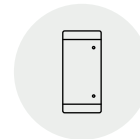
**High energy efficiency for new buildings**

Top class ErP for heating at 35 °C water outlet temperature<sup>2)</sup>.



**High energy efficiency for domestic hot water**

DHW COP up to 3,6<sup>2)</sup>.



**Further energy savings**

Domestic hot water up to 65 °C without heater for tank sterilization.



**Further flexibility.**

- Hydraulic connection between Indoor and outdoor
- Less frequent maintenance with pre-installed magnet filter
- Operation without backup heating at -25 °C<sup>3)</sup>
- Water outlet temperature maximum 75 °C at -10 °C outside temperature
- Can supply 55 °C hot water even at -25 °C outside temperature<sup>3)</sup>
- Bluefin treatment protection on outdoor heat exchanger for harsh ambient conditions

1) U-Vacua™ is a vacuum insulation panel (VIP) technology. 2) Scale from A+++ to D. Might not apply to all the models. 3) Tentative feature.

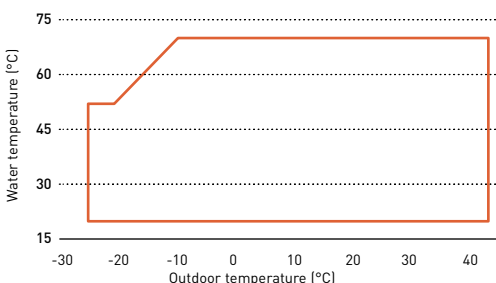

**The outdoor unit is designed to harmonise with architecture and the environment**

**Panasonic's unique low noise architecture.**

The compressor, which is a major source of noise, is equipped with a double-bottomed structure to provide a safe, quiet structure that does not disturb neighbors in crowded residential areas.

**Aquarea L Generation safety optimisation.**

- 1 | Non-flammable control box
- 2 | Power box cable with sealed connections
- 3 | Air refrigerant separator










**High performance under extreme conditions**

Aquarea L Generation compressor operates without backup heating down to -25 °C ambient temperatures\*, providing water outlet temperatures of up to 75 °C down to -10 °C. Even at -25 °C outside temperature, Aquarea L Generation heat pumps can supply hot water at 55 °C\*.

\* Tentative feature.

# Aquarea Hydraulic





Aquarea High Performance		5 kW	7 kW	9 kW	12 kW	16 kW	
P. 18	All in One 1ph	 WH-ADC0509L3E5UK WH-WDG05LE5	WH-ADC0509L3E5UK WH-WDG07LE5	WH-ADC0509L3E5UK WH-WDG09LE5			
P. 18	Bi-bloc 1ph	 WH-SDC0509L3E5 WH-WDG05LE5	WH-SDC0509L3E5 WH-WDG07LE5	WH-SDC0509L3E5 WH-WDG09LE5			
P. 19	Mono-bloc 1ph	 WH-MDC05J3E5	WH-MDC07J3E5	WH-MDC09J3E5	WH-MDC12H6E5	WH-MDC16H6E5	
Aquarea T-CAP		9 kW	12 kW	16 kW	20 kW	25 kW	30 kW
P. 21	All in One 1ph - 3ph	 WH-ADC0316M3E5UK2 <sup>1)</sup> WH-WXG09ME5 WH-WXG09ME8	WH-ADC0316M3E5UK2 <sup>1)</sup> WH-WXG12ME5 WH-WXG12ME8	WH-ADC0316M3E5UK2 <sup>1)</sup> WH-WXG16ME5 WH-WXG16ME8			
P. 21	Control module 1ph - 3ph	 WH-CME5 WH-CME8 WH-WXG09ME5 WH-CME8 WH-WXG09ME8	WH-CME5 WH-CME8 WH-WXG12ME5 WH-CME8 WH-WXG12ME8	WH-CME8 WH-WXG16ME8	WH-CME8L WH-WXG20ME8	WH-CME8L WH-WXG25ME8	WH-CME8L WH-WXG30ME8
P. 21	Stand-alone <sup>2)</sup> 1ph - 3ph	 WH-WXG09ME5 <sup>1)</sup> WH-WXG09ME8	WH-WXG12ME5 <sup>1)</sup> WH-WXG12ME8	WH-WXG16ME8	WH-WXG20ME8 <sup>1)</sup>	WH-WXG25ME8 <sup>1)</sup>	WH-WXG30ME8 <sup>1)</sup>
P. 17	Mono-bloc 1ph - 3ph	 WH-MXC09J3E5 WH-MXC09J3E8	WH-MXC12J6E5 WH-MXC12J9E8	WH-MXC16J9E8			

Models with R290 refrigerant. Models with R32 refrigerant.


<sup>1)</sup> Available in Autumn 2024. <sup>2)</sup> Requires CZ-RTW2TAW1C remote controller.  
WH-\_\_E5 1ph // WH-\_\_E8 3ph.



# Aquarea Split

Aquarea High Performance		3 kW	5 kW	7 kW	9 kW	12 kW	16 kW
<b>P. 23,</b>	<b>All in One 1ph</b>						
		WH-ADC0309K3E5UK <sup>1</sup> WH-UDZ03KE5	WH-ADC0309K3E5UK WH-UDZ05KE5	WH-ADC0309K3E5UK WH-UDZ07KE5	WH-ADC0309K3E5UK WH-UDZ09KE5		
<b>P., 25</b>	<b>Bi-bloc 1ph</b>						
		WH-SDC0309K3E5 WH-UDZ03KE5	WH-SDC0309K3E5 WH-UDZ05KE5	WH-SDC0309K3E5 WH-UDZ07KE5	WH-SDC0309K3E5 WH-UDZ09KE5	WH-SDC12K6E5 <sup>1)</sup> WH-UDZ12KE5 <sup>1)</sup>	
Aquarea T-CAP		9 kW	12 kW		16 kW		
<b>P. 25,</b>	<b>All in One 1ph</b>						
		WH-ADC0912K6E5UK WH-UXZ09KE5		WH-ADC0912K6E5UK WH-UXZ12KE5			
<b>P. 26, 26</b>	<b>Bi-bloc 1ph - 3ph</b>						
		WH-SXC09K3E5 <sup>1)</sup> WH-UXZ09KE5 <sup>1)</sup> WH-SXC09H3E5 WH-UX09HE5		WH-SXC12K6E5 <sup>1)</sup> WH-UXZ12KE5 <sup>1)</sup> WH-SXC12H6E5 WH-UX12HE5			
		WH-SXC09K3E8 <sup>1)</sup> WH-UXZ09KE8 <sup>1)</sup> WH-SXC09H3E8 WH-UX09HE8		WH-SXC12K9E8 <sup>1)</sup> WH-UXZ12KE8 <sup>1)</sup> WH-SXC12H9E8 WH-UX12HE8		WH-SXC12K9E8 <sup>1)</sup> WH-UXZ12KE8 <sup>1)</sup> WH-SXC16H9E8 WH-UX16HE8	

Models with R32 refrigerant.  
 1) Available in Summer 2024.  
 WH-\_\_E5 1ph // WH-\_\_E8 3ph.

ECOi-W AQUA-G BLUE R290		50 kW	60 kW	70kW	80 kW
<b>P.44,</b>					
		P-AQAG0050HA	P-AQAG0060HA	P-AQAG0070HA	P-AQAG0080HA

# Aquarea High Performance Hydraulic

## Aquarea High Performance Hydraulic L Series Single phase. Heating and Cooling · R290

Water outlet temperature up to 75 °C down to -10 °C.

Wi-Fi adapter included.

Operation range down to -25 °C in heating.



Combination table						Outdoor unit		
Indoor unit	DHW tank capacity	Backup heater capacity			RRP €	Heating capacity		
						Single phase (power to indoor)		
						5,0 kW	7,0 kW	9,0 kW
						WH-WDG05LE5	WH-WDG07LE5	WH-WDG09LE5
						2,935	3,053	3,327
<b>Hydraulic All in One*</b>	1ph	185 L	3 kW	<b>WH-ADC0509L3E5UK</b>	<b>4,362</b>	✓	✓	✓
<b>Hydraulic Bi-bloc</b>	1ph	—	3 kW	<b>WH-SDC0509L3E5</b>	<b>1,216</b>	✓	✓	✓

\*Price includes G3 kit as standard

Outdoor unit											
	Heating capacity / COP		Cooling capacity / EER	SCOP	Energy class (heating)	Piping information		Sound power <sup>1)</sup>	Dimension	Weight	
	A +7 °C, W 35 °C	A +7 °C, W 55 °C	A 35 °C, W 18 °C	W 35 °C / W 55 °C	W 35 °C / W 55 °C	Pipe length range (std / max)	Elevation difference (in / out)	Heat	H x W x D		
	kW/COP	kW/COP	kW/EER		A+++ to D	m	m	dB(A)	mm	kg	
1ph	<b>WH-WDG05LE5</b>	5,00/5,05	5,00/3,07	5,00/5,00	<b>5,06/3,63</b>	<b>A+++ / A++</b>	5/30	10	52	996 x 980 x 430	98
	<b>WH-WDG07LE5</b>	7,00/4,93	7,00/2,98	7,00/4,73	<b>4,96/3,62</b>	<b>A+++ / A++</b>	5/30	10	53	996 x 980 x 430	98
	<b>WH-WDG09LE5</b>	9,00/4,55	8,90/3,03	9,00/4,19	<b>4,84/3,67</b>	<b>A+++ / A++</b>	5/30	10	54	996 x 980 x 430	97

Indoor unit											
	Water volume	DHW tank ERP Energy class <sup>2)</sup>	Piping information			Electrical information			Dimension	Weight	
			Water pipe connector			Electric backup heater	Recommended RCD, supply 1 / 2	Recommended minimum cable size, supply 1 / 2 <sup>3)</sup>	H x W x D		
			Room	Shower	In / out						
	L	A+ to F	Inch	Inch	Inch	kW	A	mm <sup>2</sup>	mm	kg	
<b>All in One</b>											
1ph	<b>WH-ADC0509L3E5UK</b>	185	A+	1¼	¾	1/1	3,00	25/16	3x2,5/3x1,5	1642 x 599 x 602	93
<b>Bi-bloc</b>											
1ph	<b>WH-SDC0509L3E5</b>	—	—	R 1¼	—	1/1	3,00	25/16	3x2,5/3x1,5	892 x 500 x 348	33

1) The sound power level is measured with accordance to EN12102 under conditions of the EN14825 (part load). 2) Scale from A+ to F. 3) Check local regulations. \* EER and COP calculation is based in accordance to EN14511. \*\* This product is designed to comply with the European Water Quality Directive 98/83/EC amended by 2015/1787/EU. The lifespan of the product is not guaranteed in the case of the use of groundwater, such as spring water or well water, the use of tap water when salt or other impurities are contained, nor in areas of acidic water quality. Maintenance and warranty costs related to these cases are the customer's responsibility.

## Heating demand calculator.

This software can quickly and easily determine the heating requirements for the rooms in a project. The Heating demand calculator will help determine approximately how much power is needed to heat each room individually. The result in kilowatts will help you choose the space heater best suited to your needs.

Available on PRO Club.

## Hydraulic scheme generator.

The new Aquarea Hydraulic Scheme Generator (HSG) allows users to select a hydraulic schematic according to their installation requirements. This will be accompanied by the relevant electrical connection schematic and component list. Available on PRO Club.




# Aquarea High Performance Hydraulic

## Aquarea High Performance Mono-bloc J Series Single phase. Heating and Cooling - MDC - R32

Eligible for ECO4 - see page 41

Optional Wi-Fi adapter (CZ-TAW1C).  
Operation range down to -20 °C in heating.



Outdoor unit	Heating capacity / COP		Cooling capacity / EER	Heating W 35 °C / W 55 °C		Sound power <sup>1)</sup>	Dimension / Weight	RRP
	A +7 °C, W 35 °C	A +7 °C, W 55 °C	A 35 °C, W 18 °C	SCOP	Energy class			
	kW/COP	kW/COP	kW/EER		A+++ to D	dB(A)	mm / kg	£
<b>Outdoor unit 3 kW electric heater - 1ph</b>								
WH-MDC05J3E5	5,00/5,08	5,00/3,01	5,00/5,05	5,12/3,63	A+++ / A++	59	865 x 1283 x 320 / 99	2,902
WH-MDC07J3E5	7,00/4,76	7,00/2,82	7,00/4,73	4,90/3,32	A+++ / A++	59	865 x 1283 x 320 / 104	3,432
WH-MDC09J3E5	9,00/4,48	8,95/2,78	9,00/4,25	4,90/3,32	A+++ / A++	59	865 x 1283 x 320 / 104	3,788

Piping information				
Outdoor unit	kW	5,0	7,0	9,0
Water pipe connector	Inch	R 1¼	R 1¼	R 1¼

Electrical information (power supply to indoor)				
Single phase				
Outdoor unit	kW	5,0	7,0	9,0
Electric backup heater	kW	3,00	3,00	3,00
Recommended fuse	A	30/15	30/15	30/16
Recommended minimum cable size, supply 1 / 2 <sup>2)</sup>	mm <sup>2</sup>	3x1,5/3x1,5	3x2,5/3x1,5	3x2,5/3x1,5

1) Sound power in accordance to 811/2013, 813/2013 and EN12102-1:2017 at +7 °C. 2) Check local regulations. \* EER and COP calculation is based in accordance to EN14511.

## Aquarea High Performance Mono-bloc H Series Single phase. Heating and Cooling - MDC - R410A

Optional Wi-Fi adapter (CZ-TAW1C).  
Operation range down to -20 °C in heating.



Outdoor unit	Heating capacity / COP		Cooling capacity / EER	Heating W 35 °C / W 55 °C		Sound power <sup>1)</sup>	Dimension / Weight	RRP
	A +7 °C, W 35 °C	A +7 °C, W 55 °C	A 35 °C, W 18 °C	SCOP	Energy class			
	kW/COP	kW/COP	kW/EER		A+++ to D	dB(A)	mm / kg	£
<b>Outdoor unit 6 kW electric heater - 1ph</b>								
WH-MDC12H6E5	12,00/4,74	12,00/2,93	9,39/4,65	4,82/3,42	A+++ / A++	65	1410 x 1283 x 320 / 140	4,877
WH-MDC16H6E5	16,00/4,28	14,50/2,72	11,40/4,10	4,82/3,33	A+++ / A++	65	1410 x 1283 x 320 / 140	5,680

Piping information			
Outdoor unit	kW	12,0	16,0
Water pipe connector	Inch	R 1¼	R 1¼

Electrical information (power supply to indoor)				
Single phase				
Outdoor unit	kW	12,0	16,0	
Electric backup heater	kW	6,00	6,00	
Recommended fuse	A	30/30	30/30	
Recommended minimum cable size, supply 1 / 2 <sup>2)</sup>	mm <sup>2</sup>	3x4,0 or 6,0/3x4,0	3x4,0 or 6,0/3x4,0	

1) Sound power in accordance to 811/2013, 813/2013 and EN12102-1:2017 at +7 °C. 2) Check local regulations. \* EER and COP calculation is based in accordance to EN14511.

## Panasonic Comfort Cloud App.

The IoT solution to help maximise comfort while managing energy consumption.

The Panasonic Comfort Cloud App provides a powerful and user-friendly service for the management and monitoring of Aquarea's heating, cooling and hot water functions, with the added benefit of energy consumption monitoring.

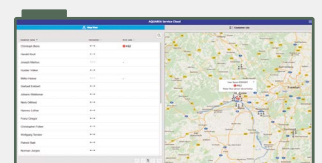


\* Requires Wi-Fi adapter CZ-TAW1C.

## Aquarea Service Cloud.

With the Aquarea Service Cloud, installers can remotely take care of their customers' heating systems.

It saves time and money and shortens the response time, thus increasing the customers' satisfaction.



# Aquarea M Series, the modular heat pump concept of Panasonic

Flexible installation, suitable for retrofit and new buildings.

Thanks to its new, modular concept, the outdoor unit can function independently with just an indoor remote control, for those seeking basic functionalities. Homeowners can opt for enhanced functionality by incorporating the more advanced control module or selecting between a Bi-bloc or All in One indoor units.



	Remote controller	Control module	All in One
CN-CNT	✓ [1]	✓ [2]	✓ [2]
Backup heater	—	Field supply	✓
Expansion vessel (10 L)	—	—	✓
Additional functions	—	CZ-NS7P	CZ-NS6P

**Output water.**  
Up to 75 °C water outlet down to -15 °C outdoor.

**Quiet operation.**  
Only 29 dB(A) sound pressure at 5m\*.  
\* Sound pressure calculation for WH-WXG12ME5, free standing, A +7 °C, W 35 °C in Quite mode 3.

**Flexible hydraulic installation.**  
Hydraulic connection between indoor and outdoor.


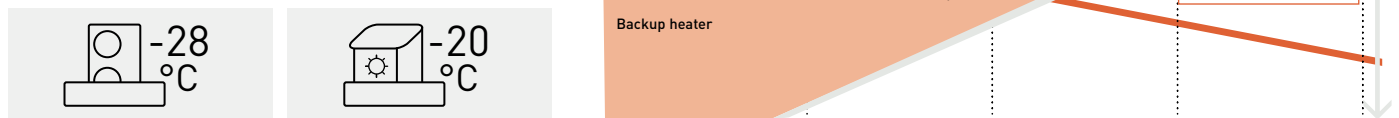
**Made and designed by Panasonic.**  
Reliable outdoor units with Panasonic compressor.

**Panasonic Comfort Cloud App and Aquarea Service Cloud included.**  
Smart control and maintenance.

## Aquarea T-CAP, high performance whatever the climate

With Aquarea T-CAP technology and the new compressor with Injection technology, Panasonic heat pumps can work in outdoor temperatures as low as -28 °C and maintain capacity without backup heating at -20 °C\*.

1) 35 °C flow temperature.



## Big Aquarea T-CAP M Series, the ideal solution for centralised heating and DHW installations.

**Up to 300 kW in cascade.**

**Compact solution.**

**Keeping rated capacity at 75 °C water outlet down to -15 °C outdoor.**

# Aquarea T-CAP Hydraulic

**NEW Aquarea T-CAP Hydraulic M Series Single phase /Three phase. Heating and Cooling - R290**

Wi-Fi adapter included.

Operation range down to -28 °C in heating.



New 2024



Indoor unit				Outdoor unit								
Backup heater capacity	DHW tank capacity			Heating capacity								
				Single phase (power to indoor)		Three phase						
				9,0 kW	12,0 kW	9,0 kW	12,0 kW	16,0 kW	20,0 kW	25,0 kW	30,0 kW	
		WH-	WXG09ME5	WXG12ME5	WXG09ME8	WXG12ME8	WXG16ME8	WXG20ME8	WXG25ME8	WXG30ME8		
		RRP €	4,546	5,797	4,926	5,985	7,622	9,794	11,949	14,578		
<b>Hydraulic All in One*</b>	1ph	3 kW	185 L	<b>WH-ADC0316M3E5UK2</b>	3,870	✓	✓	—	—	—	—	—
<b>Control module</b>	1ph	—	—	<b>WH-CME5</b>	825	✓	✓	—	—	—	—	—
	3ph	—	—	<b>WH-CME8</b>	825	✓	✓	✓	✓	—	—	—
	3ph	—	—	<b>WH-CME8L</b>	TBC	—	—	—	—	✓	✓	✓
<b>Remote controller</b>	—	—	—	<b>CZ-RTW2TAW1C</b>	526	✓	✓	✓	✓	✓	✓	✓

When you are ordering the outdoor unit, you must select one of the following indoor models; WH-ADC0316M3E5UK2, WH-CME5, WH-CME8, WH-CME8L or CZ-RTW2TAW1C. (ticked under the outdoor unit reference model).

\*Price includes G3 kit as standard

Outdoor unit	Heating capacity / COP			Cooling capacity / EER	SCOP	Energy class (heating)	Piping information		Sound power <sup>1)</sup>	Dimension	Weight		
	A +7 °C, W 35 °C	A +7 °C, W 55 °C	A 35 °C, W 18 °C				W 35 °C / W 55 °C	W 35 °C / W 55 °C				Pipe length range (std / max)	Elevation difference (in / out)
	kW/COP	kW/COP	kW/EER				A+++ to D	m				m	dB(A)
1ph	<b>WH-WXG09ME5</b>	9,00/5,03	9,00/3,08	9,00/4,63	<b>4,96/3,57</b>	<b>A+++ / A++</b>	5/30	30	52	1520 x 1200 x 430	165		
	<b>WH-WXG12ME5</b>	12,00/5,15	12,00/3,35	12,00/3,80	<b>5,00/3,83</b>	<b>A+++ / A+++</b>	5/30	30	53	1520 x 1200 x 430	165		
3ph	<b>WH-WXG09ME8</b>	9,00/5,03	9,00/3,08	9,00/4,63	<b>4,96/3,57</b>	<b>A+++ / A++</b>	5/30	30	52	1520 x 1200 x 430	165		
	<b>WH-WXG12ME8</b>	12,00/5,15	12,00/3,35	12,00/3,80	<b>5,00/3,83</b>	<b>A+++ / A+++</b>	5/30	30	53	1520 x 1200 x 430	165		
	<b>WH-WXG16ME8</b>	16,00/4,70	16,00/2,86	16,00/3,75	<b>4,46/3,31</b>	<b>A++ / A++</b>	5/30	30	57	1520 x 1200 x 430	165		
	<b>WH-WXG20ME8</b>									1665 x 1380 x 460	220		
	<b>WH-WXG25ME8</b>	25,00/4,91	25,00/3,35	— / —	— / —	— / —	— / —	—	70	1665 x 1380 x 460	220		
	<b>WH-WXG30ME8</b>									1665 x 1380 x 460	220		

Indoor unit	Water volume	DHW tank ERP	Energy class <sup>2)</sup>	Piping information			Electrical information			Dimension	Weight
				Water pipe connector			Electric backup heater	Recommended RCD, supply 1 / 2	Recommended minimum cable size, supply 1 / 2 <sup>3)</sup>		
				Room	Shower	In / out					
	L	A+ to F		Inch	Inch	Inch	kW	A	mm <sup>2</sup>	mm	kg
<b>All in One</b>											
1ph	<b>WH-ADC0316M3E5UK2</b>	185	<b>A+</b>	1¼	¾	1/1	3,00	25/16	3x2,5/3x1,5	1642x599x602	98

Control module	Recommended fuse	Recommended minimum cable size, supply 1 / 2 <sup>3)</sup>	Dimension		Weight
			mm <sup>2</sup>	mm	
1ph	<b>WH-CME5</b>	20	3x1,5	450 x 450 x 117	7
3ph	<b>WH-CME8</b>	20	3x1,5	450 x 450 x 117	7
	<b>WH-CME8L</b>	—	—	450 x 540 x 117	—

1) The sound power level is measured with accordance to EN12102 under conditions of the EN14825 (part load). 2) Scale from A+ to F. Energy class A with 16 kW outdoor unit. 3) Check local regulations. \* EER and COP calculation is based in accordance to EN14511. \*\* This product is designed to comply with the European Water Quality Directive 98/83/EC amended by 2015/1787/EU. The lifespan of the product is not guaranteed in the case of the use of groundwater, such as spring water or well water, the use of tap water when salt or other impurities are contained, nor in areas of acidic water quality. Maintenance and warranty costs related to these cases are the customer's responsibility.

# Aquarea T-CAP Hydraulic

Eligible for ECO4 - see page 41

**Aquarea T-CAP Mono-bloc J Series Single phase / Three phase.  
Heating and Cooling - MXC - R32**

Optional Wi-Fi adapter (CZ-TAW1C).  
Operation range down to -20 °C in heating.



Outdoor unit	Heating capacity / COP		Cooling capacity / EER		Heating W 35 °C / W 55 °C		Sound power <sup>1)</sup> Heat dB(A)	Dimension / Weight H x W x D mm / kg	RRP £
	A +7 °C, W 35 °C kW/COP	A +7 °C, W 55 °C kW/COP	A 35 °C, W 18 °C kW/EER	SCOP	Energy class A+++ to D				
WH-MXC09J3E5	9,00/5,08	9,00/3,08	9,00/4,62	<b>4,96/3,57</b>	<b>A+++ / A++</b>	61	1410 x 1283 x 320 / 140	<b>4,194</b>	
WH-MXC12J6E5	12,00/4,80	12,00/3,05	12,00/3,95	<b>4,96/3,57</b>	<b>A+++ / A++</b>	61	1410 x 1283 x 320 / 140	<b>5,245</b>	
WH-MXC09J3E8	9,00/5,08	9,00/3,08	9,00/4,46	<b>4,96/3,57</b>	<b>A+++ / A++</b>	61	1410 x 1283 x 320 / 140	<b>5,115</b>	
WH-MXC12J9E8	12,00/4,80	12,00/3,05	12,00/3,79	<b>4,96/3,57</b>	<b>A+++ / A++</b>	61	1410 x 1283 x 320 / 140	<b>6,123</b>	
WH-MXC16J9E8	16,00/4,52	16,00/2,86	16,00/3,75	<b>4,46/3,31</b>	<b>A+++ / A++</b>	63	1410 x 1283 x 320 / 150	<b>7,680</b>	

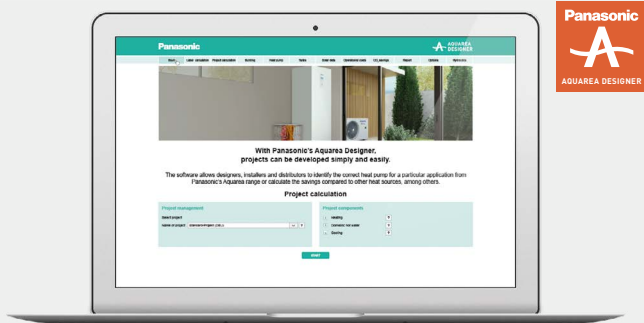
Piping information						
Outdoor unit	kW	9,0	12,0	9,0	12,0	16,0
Water pipe connector	Inch	R1¼	R1¼	R1¼	R1¼	R1¼

Electrical information (power supply to indoor)						
Outdoor unit	kW	Single phase		Three phase		
		9,0	12,0	9,0	12,0	16,0
Electric backup heater	kW	3,00	6,00	3,00	9,00	9,00
Recommended fuse	A	30/30	30/30	20/16	20/20	20/20
Recommended minimum cable size, supply 1 / 2 <sup>2)</sup>	mm <sup>2</sup>	3x4,0 or 6,0/ 3x4,0	3x4,0 or 6,0/ 3x4,0	5x1,5/ 3x1,5	5x1,5/ 5x1,5	5x1,5/ 5x1,5

1) Sound power in accordance to 811/2013, 813/2013 and EN12102-1:2017 at +7 °C. 2) Check local regulations. \* EER and COP calculation is based in accordance to EN14511.

## Aquarea Designer - online tool.

With Panasonic's online tool, projects can be developed simply and easily. The developed tool is optimised to help HVAC professionals easily identify the most appropriate Aquarea air to water heat pump for a particular application. Available on PRO Club.



## AR Heat Pump Viewer.

Want to show your customer what a Panasonic Aquarea heat pump will look like in their home? This is possible with Panasonic's augmented reality tool, the AR Heat Pump Viewer.



# Aquarea High Performance Split

**Aquarea High Performance All in One K Series Single phase. Heating and Cooling · R32**

Optional Wi-Fi adapter (CZ-TAW1C).

Indoor unit (HxWxD): 1642 x 599 x 602 mm.

Operation range down to -25 °C <sup>1)</sup> in heating.



Kit*	Heating capacity / COP		Cooling capacity / EER	SCOP	Energy class (heating)		Indoor unit		Outdoor unit			RRP		
	A +7 °C, W 35 °C	A +7 °C, W 55 °C			A 35 °C, W 18 °C	W 35 °C / W 55 °C	DHW	Weight	Sound power <sup>1)</sup> Heat	Dimension HxWxD	Weight		£	
	kW/COP	kW/COP	kW/EER		A+++ to D	A+ to F	WH-	kg	WH-	dB(A)	mm	kg		
<b>Kit 3 kW electric heater</b>														
1ph	KIT-ADC03K3E5UK	3,20/5,33	3,20/2,81	3,20/4,71	5,07/3,47	A+++ / A++	A+	ADC0309K3E5UK	100	UDZ03KE5	55	622 x 824 x 298	37	6,719
	KIT-ADC05K3E5UK	5,00/5,10	5,00/3,03	5,00/4,90	5,12/3,63	A+++ / A++	A+	ADC0309K3E5UK	100	UDZ05KE5	55	795 x 875 x 380	55	6,844
	KIT-ADC07K3E5UK	7,00/4,86	7,00/2,92	6,70/4,72	4,90/3,62	A+++ / A++	A+	ADC0309K3E5UK	100	UDZ07KE5	56	795 x 875 x 380	55	6,952
	KIT-ADC09K3E5UK	9,00/4,55	8,90/2,93	9,00/4,18	4,44/3,41	A+++ / A++	A+	ADC0309K3E5UK	100	UDZ09KE5	56	795 x 875 x 380	55	7,201

\*Price includes G3 kit as standard

Piping information						
Kit	kW	3,0	5,0	7,0	9,0	12,0
Piping diameter (liquid - gas)	Inch	¼ - ½	¼ - 5/8	¼ - 5/8	¼ - 5/8	¼ - ½
Pipe length range	m	3-25	3-40 / 3-50 <sup>2)</sup>	3-40 / 3-50 <sup>2)</sup>	3-40 / 3-50 <sup>2)</sup>	3-30
Elevation difference (in / out)	m	20	30	30	30	20
Pre-charged pipe length	m	10	10	10	10	10
Additional gas amount	g/m	20	25	25	25	30

Electrical information (power supply to indoor)					
Single phase (3 kW heater)					
Kit	kW	3,0	5,0	7,0	9,0
Electric backup heater	kW	3,00	3,00	6,00	3,00
Recommended fuse	A	16/16	16/16	16/30	25/16
Recommended minimum cable size, supply 1 / 2 <sup>2)</sup>	mm <sup>2</sup>	3x1,5 / 3x1,5	3x1,5 / 3x1,5	3x1,5 / 3x4,0	3x2,5 / 3x1,5

1) Sound power level in accordance to EN12102 under conditions of the EN14825. 2) Operation range down to -25 °C in heating with 3-40 m pipe length range, operation range down to -15 °C in heating with 3-50 m pipe length range. 3) Check local regulations. \* EER and COP classification is at 230 V only in accordance with EU directive 2003/32/EC. \*\* This product is designed to comply with the European Water Quality Directive 98/83/EC amended by 2015/1787/EU. The lifespan of the product is not guaranteed in the case of the use of groundwater, such as spring water or well water, the use of tap water when salt or other impurities are contained, nor in areas of acidic water quality. Maintenance and warranty costs related to these cases are the customer's responsibility. \*\*\* Available Summer 2024. Tentative data.

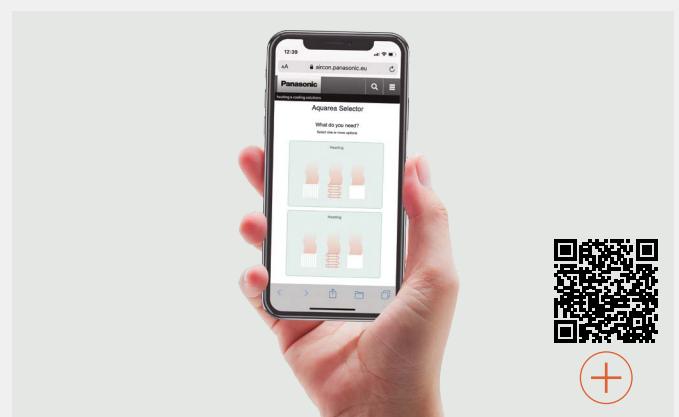
## Aquarea+.

Get the most out of your Aquarea Heat Pump. Aquarea+ offers end user useful information to operate a Panasonic Aquarea Heat Pump to provide heating, cooling and hot water in the most efficient and cost effective way.



## Aquarea Quick Selector.

Helping you to find the Aquarea Heat Pump for your home in just a few clicks!



# Aquarea High Performance Split

Aquarea High Performance Bi-bloc K Series Single phase.  
Heating and Cooling - R32

Optional Wi-Fi adapter (CZ-TAW1C).  
Indoor unit (H x W x D): 892 x 500 x 348 mm.  
Operation range down to -25 °C <sup>1)</sup> in heating.



Kit	Heating capacity / COP		Cooling capacity / EER	SCOP	Energy class (heating)	Indoor unit		Outdoor unit			RRP		
	A +7 °C, W 35 °C	A +7 °C, W 55 °C				Weight	Sound power <sup>1)</sup>	Dimension	Weight	€			
	kW/COP	kW/COP	kW/EER	W 35 °C / W 55 °C	W 35 °C / W 55 °C	WH-	kg	WH-	dB(A)	H x W x D	kg	€	
<b>Kit 3 kW electric heater</b>													
1ph	KIT-WC03K3E5	3,20/5,33	3,20/2,81	3,20/4,71	5,07/3,47	A+++ / A++	SDC0309K3E5	40	UDZ03KE5	55	622x824x298	37	3,842
	KIT-WC05K3E5	5,00/5,10	5,00/3,03	5,00/4,90	5,12/3,63	A+++ / A++	SDC0309K3E5	40	UDZ05KE5	55	795x875x380	55	3,967
	KIT-WC07K3E5	7,00/4,86	7,00/2,92	6,70/4,72	4,90/3,62	A+++ / A++	SDC0309K3E5	40	UDZ07KE5	56	795x875x380	55	4,075
	KIT-WC09K3E5	9,00/4,55	8,90/2,93	9,00/4,18	4,44/3,41	A+++ / A++	SDC0309K3E5	40	UDZ09KE5	56	795x875x380	55	4,324
<b>Kit 6 kW electric heater</b>													
	KIT-WC12K6E5***	12,10/4,78	12,00/2,96	10,70/3,92	4,58/3,33	A+++ / A++	SDC12K6E5	41	UDZ12KE5	65	1340x900x320	88	TBC

Piping information						
Kit	kW	3,0	5,0	7,0	9,0	12,0
Piping diameter (liquid - gas)	Inch	1/4 - 1/2	1/4 - 5/8	1/4 - 5/8	1/4 - 5/8	1/4 - 1/2
Pipe length range	m	3 - 25	3-40/ 3-50 <sup>2)</sup>	3-40/ 3-50 <sup>2)</sup>	3-40/ 3-50 <sup>2)</sup>	3 - 30
Elevation difference (in / out)	m	20	30	30	30	20
Pre-charged pipe length	m	10	10	10	10	10
Additional gas amount	g/m	20	25	25	25	30

Electrical information (power supply to indoor)					
Kit	kW	Single phase (3 kW heater)			
		3,0	5,0	7,0	9,0
Electric backup heater	kW	3,00	3,00	3,00	3,00
Recommended fuse	A	16/16	16/16	25/16	25/16
Recommended minimum cable size, supply 1 / 2 <sup>3)</sup>	mm <sup>2</sup>	3x1,5/ 3x1,5	3x1,5/ 3x1,5	3x2,5/ 3x1,5	3x2,5/ 3x1,5

1) Sound power level in accordance to EN12102 under conditions of the EN14825. 2) Operation range down to -25 °C in heating with 3-40 m pipe length range, operation range down to -15 °C in heating with 3-50 m pipe length range. 3) Check local regulations. \* EER and COP classification is at 230 V only in accordance with EU directive 2003/32/EC. \*\* This product is designed to comply with the European Water Quality Directive 98/83/EC amended by 2015/1787/EU. The lifespan of the product is not guaranteed in the case of the use of groundwater, such as spring water or well water, the use of tap water when salt or other impurities are contained, nor in areas of acidic water quality. Maintenance and warranty costs related to these cases are the customer's responsibility. \*\*\* Available Summer 2024. Tentative data.

## Panasonic Comfort Cloud App.

The IoT solution to help maximise comfort while managing energy consumption.

The Panasonic Comfort Cloud App provides a powerful and user-friendly service for the management and monitoring of Aquarea's heating, cooling and hot water functions, with the added benefit of energy consumption monitoring.

\* Requires Wi-Fi adapter CZ-TAW1C.

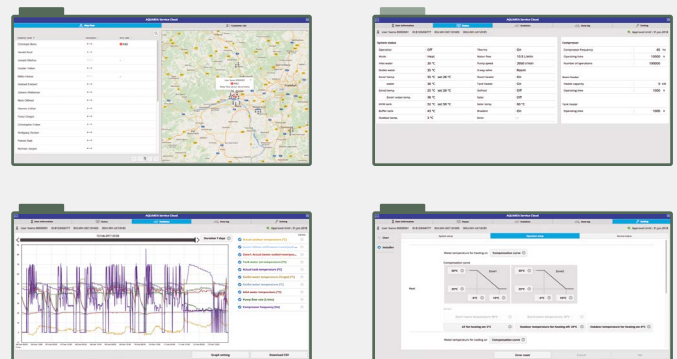


\* User interface image may change without notification.

## Aquarea Service Cloud.

With the Aquarea Service Cloud, installers can remotely take care of their customers' heating systems.

It saves time and money and shortens the response time, thus increasing the customers' satisfaction.





# Aquarea High Performance Split

## Aquarea High Performance Bi-bloc H Series Single phase Heating and Cooling - SDC - R410A

Optional Wi-Fi adapter (CZ-TAW1C).  
Indoor unit (H x W x D): 892 x 500 x 340 mm.  
Operation range down to -20 °C in heating.



Kit	Heating capacity / COP		Cooling capacity / EER	SCOP	Energy class (heating)	Indoor unit		Outdoor unit			RRP		
	A +7 °C, W 35 °C	A +7 °C, W 55 °C				Weight	Sound power <sup>1)</sup>	Dimension	Weight	£			
	kW/COP	kW/COP	kW/EER	WH-	kg	WH-	dB(A)	H x W x D	mm		kg		
1ph	KIT-WC12H6E5	12,00/4,74	12,00/2,88	10,00/4,17	4,82/3,42	A+++ / A++	SDC12H6E5	43	UD12HE5	65	1340 x 900 x 320	101	5,668
	KIT-WC16H6E5	16,00/4,28	14,50/2,68	12,20/4,12	4,82/3,33	A+++ / A++	SDC16H6E5	44	UD16HE5	65	1340 x 900 x 320	101	6,724

Piping information						
Kit	kW	12,0	16,0	9,0	12,0	16,0
Piping diameter (liquid - gas)	Inch	3/8 - 1/2	3/8 - 1/2	3/8 - 1/2	3/8 - 1/2	3/8 - 1/2
Pipe length range	m	3 - 50	3 - 50	3 - 30	3 - 30	3 - 30
Elevation difference (in / out)	m	30	30	20	20	20
Pre-charged pipe length	m	10	10	10	10	10
Additional gas amount	g/m	50	50	50	50	50

Electrical information (power supply to indoor)						
Kit	kW	Single phase			Three phase	
		12,0	16,0	9,0	12,0	16,0
Electric backup heater	kW	6,00	6,00	9,00	9,00	9,00
Recommended fuse	A	30/30	30/30	15/30	15/30	15/30
Recommended minimum cable size, supply 1 / 2 <sup>2)</sup>	mm <sup>2</sup>	3x4,0 / or 6,0/3x4,0	3x4,0 / or 6,0/3x4,0	5x1,5/5x1,5	5x1,5/5x1,5	5x1,5/5x1,5

1) Sound power in accordance to 811/2013, 813/2013 and EN12102-1:2017 at +7 °C. 2) Check local regulations. \* EER and COP calculation is based in accordance to EN14511.

# Aquarea T-CAP Split

## Aquarea T-CAP All in One K Series Single phase. Heating and Cooling - R32

Optional Wi-Fi adapter (CZ-TAW1C).  
Indoor unit (H x W x D): 1642 x 599 x 602 mm.  
Operation range down to -28 °C in heating.



Kit*	Heating capacity / COP		Cooling capacity / EER	SCOP	Energy class (heating)		Indoor unit		Outdoor unit			RRP		
	A +7 °C, W 35 °C	A +7 °C, W 55 °C			A 35 °C, W 7 °C	W 35 °C / W 55 °C	W 35 °C / W 55 °C	DHW	Weight	Sound power <sup>1)</sup>	Dimension		Weight	
	kW/COP	kW/COP	kW/EER	A+++ to D	A+ to F	WH-	kg	WH-	dB(A)	H x W x D	mm	kg	£	
1ph	KIT-AXC09K6E5UK	9,00/5,03	9,00/3,07	8,80/4,63	4,96/3,57	A+++ / A++	A	ADC0912K6E5UK	101	UXZ09KE5	65	1340x900x320	88	8,787
	KIT-AXC12K6E5UK	12,10/4,84	12,10/3,04	10,70/3,92	4,96/3,57	A+++ / A++	A	ADC0912K6E5UK	101	UXZ12KE5	65	1340x900x320	88	9,841

\*Price includes G3 kit as standard

Piping information						
Kit	kW	9,0	12,0	9,0	12,0	16,0
Piping diameter (liquid - gas)	Inch	1/4 - 1/2	1/4 - 1/2	1/4 - 1/2	1/4 - 1/2	1/4 - 1/2
Pipe length range	m	3 - 30	3 - 30	3 - 30	3 - 30	3 - 30
Elevation difference (in / out)	m	20	20	20	20	20
Pre-charged pipe length	m	10	10	10	10	10
Additional gas amount	g/m	20	20	30	30	30

Electrical information (power supply to indoor)						
Kit	kW	Single phase			Three phase	
		9,0	12,0	9,0	12,0	16,0
Electric backup heater	kW	6,00	6,00	9,00	9,00	9,00
Recommended fuse	A	30/30	30/30	20/20	20/20	20/20
Recommended minimum cable size, supply 1 / 2 <sup>2)</sup>	mm <sup>2</sup>	3x4,0/3x4,0	3x4,0/3x4,0	5x1,5/5x1,5	5x1,5/5x1,5	5x2,5/5x1,5

1) Sound power level in accordance to EN12102 under conditions of the EN14825. 2) Check local regulations. \* EER and COP classification is at 230 V only in accordance with EU directive 2003/32/EC. \*\* This product is designed to comply with the European Water Quality Directive 98/83/EC amended by 2015/1787/EU. The lifespan of the product is not guaranteed in the case of the use of groundwater, such as spring water or well water, the use of tap water when salt or other impurities are contained, nor in areas of acidic water quality. Maintenance and warranty costs related to these cases are the customer's responsibility. \*\*\* Available Summer 2024. Tentative data.

# Aquarea T-CAP Split

Aquarea T-CAP Bi-bloc K Series Single phase / Three phase.  
Heating and Cooling - R32

Optional Wi-Fi adapter (CZ-TAW1C).

Indoor unit (H x W x D): 892 x 500 x 348 mm.

Operation range down to -28 °C in heating.



Kit	Heating capacity / COP			Cooling capacity / EER	SCOP W 35 °C / W 55 °C	Energy class (heating) W 35 °C / W 55 °C A+++ to D	Indoor unit		Outdoor unit			RRP £
	A +7 °C, W 35 °C kW/COP	A +7 °C, W 55 °C kW/COP	A 35 °C, W 7 °C kW/EER				Weight	WH-	Sound power <sup>1)</sup> Heat dB(A)	Dimension H x W x D mm	Weight kg	
<b>Kit 3 kW electric heater</b>												
1ph KIT-WXC09K3E5	9,00/5,03	9,00/3,07	8,80/4,63	4,96/3,57	A+++ / A++	SXC09K3E5	40	UXZ09KE5	65	1340 x 900 x 320	88	5,397
3ph KIT-WXC09K3E8	9,00/5,03	9,00/3,07	8,80/4,63	4,96/3,57	A+++ / A++	SXC09K3E8	40	UXZ09KE8	65	1340 x 900 x 320	90	6,939
<b>Kit 6 kW electric heater</b>												
KIT-WXC12K6E5	12,10/4,84	12,10/3,04	10,70/3,92	4,96/3,57	A+++ / A++	SXC12K6E5	41	UXZ12KE5	65	1340 x 900 x 320	88	6,713
<b>Kit 9 kW electric heater</b>												
KIT-WXC12K9E8	12,10/4,84	12,10/3,04	10,70/3,92	4,58/3,46	A+++ / A++	SXC12K9E8	41	UXZ12KE8	65	1340 x 900 x 320	90	7,513
KIT-WXC16K9E8	16,00/4,38	16,00/2,72	15,50/3,60	4,46/3,31	A+++ / A++	SXC16K9E8	41	UXZ16KE8	65	1340 x 900 x 320	103	

## Tentative data

Piping information							Electrical information (power supply to indoor)						
Kit	kW	9,0	12,0	9,0	12,0	16,0	Kit	kW	Single phase (3 kW)	Single phase (6 kW)	Three phase (3 kW)		
Piping diameter (liquid - gas)	Inch	¼ - ½	¼ - ½	¼ - ½	¼ - ½	¼ - ½			kW	9,0	12,0	9,0	12,0
Piping diameter (liquid - gas)	Inch	¼ - ½	¼ - ½	¼ - ½	¼ - ½	¼ - ½	Electric backup heater	kW	3,00	6,00	3,00	9,00	9,00
Pipe length range	m	3 - 30	3 - 30	3 - 30	3 - 30	3 - 30	Recommended fuse	A	30/ 15 or 16	30/30	20/ 15 or 16	20/20	20/20
Elevation difference (in / out)	m	20	20	20	20	20	Recommended minimum cable size, supply 1 / 2 <sup>2)</sup>	mm <sup>2</sup>	3x4,0/ 3x1,5	3x4,0/ 3x4,0	5x1,5/ 3x1,5	5x1,5/ 5x1,5	5x2,5/ 5x1,5
Pre-charged pipe length	m	10	10	10	10	10							
Additional gas amount	g/m	20	20	30	30	30							

1) Sound power level in accordance to EN12102 under conditions of the EN14825. 2) Check local regulations. \* EER and COP classification is at 230 V only in accordance with EU directive 2003/32/EC. \*\* This product is designed to comply with the European Water Quality Directive 98/83/EC amended by 2015/1787/EU. The lifespan of the product is not guaranteed in the case of the use of groundwater, such as spring water or well water, the use of tap water when salt or other impurities are contained, nor in areas of acidic water quality. Maintenance and warranty costs related to these cases are the customer's responsibility. \*\*\* Available Summer 2024. Tentative data.

# Aquarea T-CAP Split

Aquarea T-CAP Bi-bloc H Series Single phase / Three phase.  
Heating and Cooling - SXC - R410A

Optional Wi-Fi adapter (CZ-TAW1C).

Indoor unit (H x W x D): 892 x 500 x 340 mm.

Operation range down to -28 °C in heating.



Kit	Heating capacity / COP			Cooling capacity / EER	SCOP W 35 °C / W 55 °C	Energy class (heating) W 35 °C / W 55 °C A+++ to D	Indoor unit		Outdoor unit			RRP £
	A +7 °C, W 35 °C kW/COP	A +7 °C, W 55 °C kW/COP	A 35 °C, W 18 °C kW/EER				Weight	WH-	Sound power <sup>1)</sup> Heat dB(A)	Dimension H x W x D mm	Weight kg	
<b>1ph</b>												
KIT-WXC09H3E5	9,00/4,84	9,00/2,94	7,00/5,19	4,59/3,32	A+++ / A++	SXC09H3E5	43	UX09HE5	66	1340 x 900 x 320	101	4,781
KIT-WXC12H6E5	12,00/4,74	12,00/2,88	10,00/5,13	4,32/3,32	A++ / A++	SXC12H6E5	43	UX12HE5	66	1340 x 900 x 320	101	5,988
<b>3ph</b>												
KIT-WXC09H3E8	9,00/4,84	9,00/2,94	7,00/5,19	4,59/3,32	A+++ / A++	SXC09H3E8	43	UX09HE8	65	1340 x 900 x 320	108	6,195
KIT-WXC12H9E8	12,00/4,74	12,00/2,88	10,00/5,13	4,32/3,32	A++ / A++	SXC12H9E8	44	UX12HE8	65	1340 x 900 x 320	108	6,722
KIT-WXC16H9E8	16,00/4,28	16,00/2,71	12,20/3,49	4,08/3,20	A++ / A++	SXC16H9E8	45	UX16HE8	67	1340 x 900 x 320	118	7,936

Piping information							Electrical information (power supply to indoor)						
Kit	kW	9,0	12,0	9,0	12,0	16,0	Kit	kW	Single phase		Three phase		
Piping diameter (liquid - gas)	Inch	¾ - 5/8	¾ - 5/8	¾ - 5/8	¾ - 5/8	¾ - 5/8			kW	9,0	12,0	9,0	12,0
Piping diameter (liquid - gas)	Inch	¾ - 5/8	¾ - 5/8	¾ - 5/8	¾ - 5/8	¾ - 5/8	Electric backup heater	kW	3,00	6,00	3,00	9,00	9,00
Pipe length range	m	3 - 30	3 - 30	3 - 30	3 - 30	3 - 30	Recommended fuse	A	30/30	30/30	16/16	16/16	16/16
Elevation difference (in / out)	m	20	20	20	20	20	Recommended minimum cable size, supply 1 / 2 <sup>2)</sup>	mm <sup>2</sup>	3x4,0 or 6,0/ 3x4,0	3x4,0 or 6,0/ 3x4,0	5x1,5/ 3x1,5	5x1,5/ 5x1,5	5x1,5/ 5x1,5
Pre-charged pipe length	m	10	10	10	10	10							
Additional gas amount	g/m	50	50	50	50	50							

1) Sound power in accordance to 811/2013, 813/2013 and EN12102-1:2017 at +7 °C. 2) Check local regulations. \* EER and COP calculation is based in accordance to EN14511.

# Smart Control with Wiser

Panasonic has partnered with Drayton by Schneider Electric to offer its Wiser room-by-room heating control system. The multi-zone heating system seamlessly integrates with our Panasonic Aquarea Air Source Heat Pumps and the Aquarea Smart Cloud and Service Cloud apps. The Wiser system provides an additional element of energy control and simple home automation.

## Wiser™

## Schneider Electric



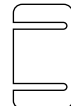
**Simplicity.**  
Standard wallplate,  
wireless devices.



**Flexibility.**  
Up to 3 channels, 16  
rooms, 63 devices.



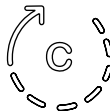
**Multi-zoning.**  
Add radiator thermostats,  
UFH controller or  
electrical heat switch as  
required.



**App control.**  
Simple app with boost  
and away mode.



**Eco mode.**  
Combines weather  
compensation and optimum  
stop for maximum savings.




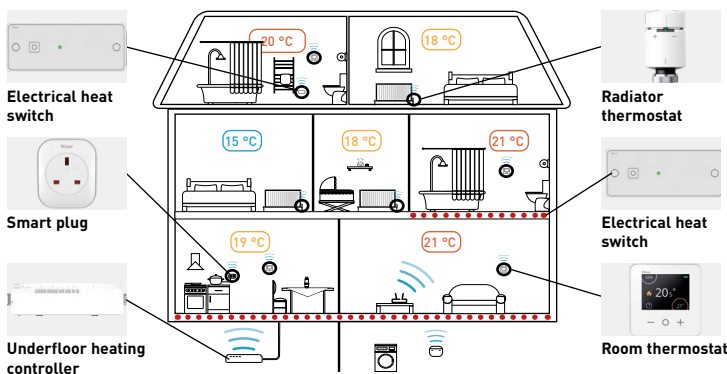
**Comfort mode.**  
Uses optimum start for  
maximum comfort.



**Heat report and insights.**  
View and compare  
temperatures across  
single or multiple rooms.



**Geofencing.**  
Enhanced control with  
geofencing through  
IFTTT.



### The Wiser Home app:

The app has been designed to make your life simple. Step-by-step commissioning instructions guide you through the whole process in just a few minutes.

The user interface has been designed to be intuitive so your customer will have no problem taking control of their heating. Set up can be done within seconds and programming couldn't be easier. Boost, set point and room selections can all be accessed from the home screen.

Download in the App Store – search Wiser Home.



Scan the QR for more information and to purchase your Wiser home kit.



For more information on the Wiser product range and for purchasing please visit:

<https://Wiser.draytoncontrols.co.uk/>

To find your closest stockist, please refer to our Distribution Finder by scanning the QR.



# Aquarea components

Panasonic Aquarea A2W heat pumps come with a high level of components as standard that is required for your system to operate, no need to build a unit each time you order, this provides a true price of the unit rather than having to build it each time to find out, no hidden costs.

For a full list items included with each unit along with performance data, see the list below:

Type	Outdoor unit (WH-)	Indoor unit (WH-)	Generation version	Refrigerant	Single or three phase	2 Additional volume required on open circuit for defrost (l)	Performance figures													
							Maximum flow temperature (00c)	Eco-design average climate 35 °C n <sub>s</sub> (%)	Eco-design average climate 350c (SCOP)	Eco-design average climate 550c n <sub>s</sub> (%)	Eco-design average climate 55 °C (SCOP)	kW output (A 3 / W 35)	Mcs scop (A 3 / W 35)	Kw output (A 3 / W 45)	Mcs SCOP (A 3 / W 45)	Kw output (A 3 / W 55)	Mcs SCOP (A 3 / W 55)	Sound power level dB (EN12102 full power - A 7 / W 55)	Sound power level dB (quiet mode 3)	
Monobloc	MDC05J3E5	—	J	R32	Single	Zero	60	203	5,15	143	3,66	5,10	5,00	4,90	4,13	4,89	3,54	60	56	
Monobloc	MDC07J3E5	—	J	R32	Single	Zero	60	204	5,17	146	3,71	6,96	5,03	6,58	3,97	6,35	3,61	61	58	
Monobloc	MDC09J3E5	—	J	R32	Single	Zero	60	205	5,19	144	3,68	7,39	5,07	7,09	4,07	7,01	3,58	65	59	
Monobloc	MXC09J3E5	—	J	R32	Single	Zero	65	208	5,26	147	3,74	9,00	5,09	9,00	4,23	9,00	3,60	69	56	
Monobloc	MXC09J3E8	—	J	R32	Three	Zero	65	208	5,26	147	3,74	9,00	5,09	9,00	4,23	9,00	3,60	69	56	
Monobloc	MXC12J6E5	—	J	R32	Single	Zero	65	206	5,23	148	3,77	12,01	5,14	12,07	4,24	12,10	3,56	72	55	
Monobloc	MXC12J9E8	—	J	R32	Three	Zero	65	206	5,23	148	3,77	12,01	5,14	12,07	4,24	12,10	3,56	72	55	
Monobloc	MXC16J9E8	—	J	R32	Three	Zero	65	173	4,40	135	3,45	16,00	4,22	16,00	3,77	16,05	3,32	72	—	
Monobloc	WDG05LE5	SDC0509L3E5	L	R290	Single	Zero	75	206	5,23	148	3,78	5	4,9	5	4,12	5	3,5	56	49	
Monobloc	WDG07LE5	SDC0509L3E5	L	R290	Single	Zero	75	206	5,23	153	3,91	6,22	4,83	6,15	4,13	5,98	3,52	63	53	
Monobloc	WDG09LE5	SDC0509L3E5	L	R290	Single	Zero	75	200	5,09	146	3,73	6,86	4,71	6,9	4,12	6,95	3,57	62	55	
Refrigerant Split	Bi-Bloc	UX09HE5	SXC09H3E5	H	R410A	Single	Zero	60	195	4,96	135	3,45	9,00	4,84	9,00	3,90	9,00	TBC	64	—
	Bi-Bloc	UX09HE8	SXC09H3E8	H	R410A	Three	Zero	60	195	4,96	135	3,45	9,00	4,84	9,00	3,90	9,00	TBC	64	—
	Bi-Bloc	UX12HE5	SXC12H6E5	H	R410A	Single	Zero	60	182	4,62	126	3,21	12,00	4,50	12,08	3,83	12,12	TBC	66	—
	Bi-Bloc	UX12HE8	SXC12H9E8	H	R410A	Three	Zero	60	182	4,62	126	3,21	12,00	4,50	12,08	3,83	12,12	TBC	66	—
	Bi-Bloc	UX16HE8	SXC16H9E8	H	R410A	Three	Zero	60	174	4,42	124	3,16	16,00	4,33	16,00	3,59	16,05	TBC	68	—
	Bi-Bloc	UDZ03KE5	SDC0309K3E5	K	R32	Single	Zero	60	206	5,25	139	3,56	3,2	TBC	3,25	TBC	3,23	TBC	56	49
	Bi-Bloc	UDZ05KE5	SDC0309K3E5	K	R32	Single	Zero	60	211	5,36	145	3,70	5	TBC	5	TBC	5,25	TBC	60	55
	Bi-Bloc	UDZ07KE5	SDC0309K3E5	K	R32	Single	Zero	60	204	5,18	152	3,88	6,21	TBC	6,12	TBC	5,71	TBC	61	57
	Bi-Bloc	UDZ09KE5	SDC0309K3E5	K	R32	Single	Zero	60	175 <sup>1)</sup>	4,44 <sup>1)</sup>	133 <sup>1)</sup>	3,41	6,29	TBC	6,28	TBC	5,97	TBC	TBC	TBC
	Bi-Bloc	UXZ09KE5	SDC0916K3E5	K	R32	Single	Zero	60	215	5,45	153	3,92	TBC	TBC	TBC	TBC	TBC	TBC	65	59
	Bi-Bloc	UXZ09KE8	SDC0916K3E8	K	R32	Three	Zero	60	215	5,45	153	3,92	TBC	TBC	TBC	TBC	TBC	TBC	65	59
	Bi-Bloc	UXZ12KE5	SDC0916K6E5	K	R32	Single	Zero	60	214	5,43	153	3,92	TBC	TBC	TBC	TBC	TBC	TBC	65	60
	Bi-Bloc	UXZ12KE8	SDC0916K9E8	K	R32	Three	Zero	60	214	5,43	153	3,92	TBC	TBC	TBC	TBC	TBC	TBC	65	60
	Bi-Bloc	UXZ16KE8	SDC0916K9E8	K	R32	Three	Zero	60	TBC	TBC	TBC	TBC	TBC	TBC	TBC	TBC	TBC	TBC	TBC	TBC
Hydro-Split	All in One	WDG05LE5	ADC0509L3E5UK	L	R290	Single	Zero	75	206	5,23	148	3,78	5	4,9	5	4,12	5	TBC	TBC	TBC
	All in One	WDG07LE5	ADC0509L3E5UK	L	R290	Single	Zero	75	206	5,23	153	3,91	6,22	4,83	6,15	4,13	5,95	TBC	TBC	TBC
	All in One	WDG09LE5	ADC0509L3E5UK	L	R290	Single	Zero	75	200	5,09	146	3,73	6,86	4,71	6,9	4,12	6,95	TBC	TBC	TBC
Refrigerant Split	All in One	UDZ03KE5	ADC0309K3E5UK	K	R32	Single	Zero	60	206	5,25	139	3,56	3,2	TBC	3,25	TBC	3,23	TBC	TBC	TBC
	All in One	UDZ05KE5	ADC0309K3E5UK	K	R32	Single	Zero	60	211	5,36	145	3,70	5	TBC	5	TBC	5,25	TBC	TBC	TBC
	All in One	UDZ07KE5	ADC0309K3E5UK	K	R32	Single	Zero	60	204	5,18	152	3,88	6,21	TBC	6,12	TBC	5,71	TBC	TBC	TBC
	All in One	UDZ09KE5	ADC0309K3E5UK	K	R32	Single	Zero	60	175 <sup>1)</sup>	4,44 <sup>1)</sup>	133 <sup>1)</sup>	3,41 <sup>1)</sup>	6,29	TBC	6,28	TBC	5,97	TBC	TBC	TBC
	All in One	UXZ09KE5	ADC0912K6E5UK	K	R32	Single	Zero	60	215	5,45	153	3,92	TBC	TBC	TBC	TBC	TBC	TBC	TBC	TBC
	All in One	UXZ12KE5	ADC0912K6E5UK	K	R32	Single	Zero	60	214	5,43	153	3,92	TBC	TBC	TBC	TBC	TBC	TBC	TBC	TBC

1) Preliminary data. 2) Reduced volume may require back up heater operation to support defrost cycle.

Standard items included in unit

Aquarea Smart Cloud for remote control and maintenance (CZ-TAW1C)	Inline filter	Magnetic particle filter	Heating expansion vessel	"A" rated circulation pump	Backup heater	Electronic flow sensor	Water pressure gauge	Floor mounting rail on outdoor unit	Pressure relief valve	Air purge valve
Yes	Yes	Yes	Yes	Yes	Yes	Yes	Yes	Yes	Yes	Yes
Yes	Yes	Yes	Yes	Yes	Yes	Yes	Yes	Yes	Yes	Yes
Yes	Yes	Yes	Yes	Yes	Yes	Yes	Yes	Yes	Yes	Yes
Yes	Yes	Yes	Yes	Yes	Yes	Yes	Yes	Yes	Yes	Yes
Yes	Yes	Yes	Yes	Yes	Yes	Yes	Yes	Yes	Yes	Yes
Yes	Yes	Yes	Yes	Yes	Yes	Yes	Yes	Yes	Yes	Yes
Yes	Yes	Yes	Yes	Yes	Yes	Yes	Yes	Yes	Yes	Yes
Yes	Yes	Yes	Yes	Yes	Yes	Yes	Yes	Yes	Yes	Yes
Yes	Yes	Yes	Yes	Yes	Yes	Yes	Yes	No	Yes	Yes
Yes	Yes	Yes	Yes	Yes	Yes	Yes	Yes	No	Yes	Yes
Yes	Yes	Yes	Yes	Yes	Yes	Yes	Yes	No	Yes	Yes

Yes	Yes	No	Yes	Yes	Yes	Yes	Yes	No	Yes	Yes
Yes	Yes	No	Yes	Yes	Yes	Yes	Yes	No	Yes	Yes
Yes	Yes	No	Yes	Yes	Yes	Yes	Yes	No	Yes	Yes
Yes	Yes	No	Yes	Yes	Yes	Yes	Yes	No	Yes	Yes
Yes	Yes	Yes	Yes	Yes	Yes	Yes	Yes	No	Yes	Yes
Yes	Yes	Yes	Yes	Yes	Yes	Yes	Yes	No	Yes	Yes
Yes	Yes	Yes	Yes	Yes	Yes	Yes	Yes	No	Yes	Yes
Yes	Yes	Yes	Yes	Yes	Yes	Yes	Yes	No	Yes	Yes
Yes	Yes	Yes	Yes	Yes	Yes	Yes	Yes	No	Yes	Yes
Yes	Yes	Yes	Yes	Yes	Yes	Yes	Yes	No	Yes	Yes
Yes	Yes	Yes	Yes	Yes	Yes	Yes	Yes	No	Yes	Yes
Yes	Yes	Yes	Yes	Yes	Yes	Yes	Yes	No	Yes	Yes
Yes	Yes	Yes	Yes	Yes	Yes	Yes	Yes	No	Yes	Yes
Yes	Yes	Yes	Yes	Yes	Yes	Yes	Yes	No	Yes	Yes
Yes	Yes	Yes	Yes	Yes	Yes	Yes	Yes	No	Yes	Yes
Yes	Yes	Yes	Yes	Yes	Yes	Yes	Yes	No	Yes	Yes

Yes	Yes	Yes	Yes	Yes	Yes	Yes	Yes	No	Yes	Yes
Yes	Yes	Yes	Yes	Yes	Yes	Yes	Yes	No	Yes	Yes
Yes	Yes	Yes	Yes	Yes	Yes	Yes	Yes	No	Yes	Yes
Yes	Yes	Yes	Yes	Yes	Yes	Yes	Yes	No	Yes	Yes
Yes	Yes	Yes	Yes	Yes	Yes	Yes	Yes	No	Yes	Yes
Yes	Yes	Yes	Yes	Yes	Yes	Yes	Yes	No	Yes	Yes
Yes	Yes	Yes	Yes	Yes	Yes	Yes	Yes	No	Yes	Yes
Yes	Yes	Yes	Yes	Yes	Yes	Yes	Yes	No	Yes	Yes
Yes	Yes	Yes	Yes	Yes	Yes	Yes	Yes	No	Yes	Yes
Yes	Yes	No	Yes	Yes	Yes	Yes	Yes	No	Yes	Yes
Yes	Yes	No	Yes	Yes	Yes	Yes	Yes	No	Yes	Yes

Optional items that can be added to the unit

Optional magnet for the water filter in H Generation models (PAW-A2W-MGFILTER)	Anti-freeze valve (PAW-A2W-AFVLV)	3 Way valve for DHW tanks (PAW-3WYVLV-HW)	3 Way valve kit for inside the hydrokit (CZ-NV1)* (CZ-NV2)**	PCB for advanced functions J Generation (CZ-N54P)* K and L Generations (CZ-N55P)**	Aquarea Smart Cloud for remote control and maintenance (CZ-TAW1C)	Outdoor ambient sensor (PAW-A2W-TSOD)	10 m extension cable for CZ-TAW1C (CZ-TAW1-CBL)	Zone room sensor (PAW-A2W-TSRT)	Zone water sensor (PAW-A2W-TSHC)	Buffer tank sensor (PAW-A2W-TSBU)
N/A	Yes	Yes	N/A	Yes*	Yes	Yes	Yes	Yes	Yes	Yes
N/A	Yes	Yes	N/A	Yes*	Yes	Yes	Yes	Yes	Yes	Yes
N/A	Yes	Yes	N/A	Yes*	N/A	Yes	Yes	Yes	Yes	Yes
N/A	Yes	Yes	N/A	Yes*	N/A	Yes	Yes	Yes	Yes	Yes
N/A	Yes	Yes	N/A	Yes*	N/A	Yes	Yes	Yes	Yes	Yes
N/A	Yes	Yes	N/A	Yes*	N/A	Yes	Yes	Yes	Yes	Yes
N/A	Yes	Yes	N/A	Yes*	N/A	Yes	Yes	Yes	Yes	Yes
N/A	Yes	Yes	N/A	Yes*	N/A	Yes	Yes	Yes	Yes	Yes
N/A	Yes	Yes	Yes**	Yes**	N/A	Yes	Yes	Yes	Yes	Yes
N/A	Yes	Yes	Yes**	Yes**	N/A	Yes	Yes	Yes	Yes	Yes
N/A	Yes	Yes	Yes**	Yes**	N/A	Yes	Yes	Yes	Yes	Yes

Yes	N/A	Yes	Yes	Yes	N/A	Yes	Yes	Yes	Yes	Yes
Yes	N/A	Yes	Yes	Yes	N/A	Yes	Yes	Yes	Yes	Yes
Yes	N/A	Yes	Yes	Yes	N/A	Yes	Yes	Yes	Yes	Yes
Yes	N/A	Yes	Yes	Yes	N/A	Yes	Yes	Yes	Yes	Yes
Yes	N/A	Yes	Yes	Yes	N/A	Yes	Yes	Yes	Yes	Yes
N/A	N/A	Yes	Yes*	Yes	N/A	Yes	Yes	Yes	Yes	Yes
N/A	N/A	Yes	Yes*	Yes	N/A	Yes	Yes	Yes	Yes	Yes
N/A	N/A	Yes	Yes*	Yes	N/A	Yes	Yes	Yes	Yes	Yes
N/A	N/A	Yes	Yes*	Yes	N/A	Yes	Yes	Yes	Yes	Yes
N/A	N/A	Yes	Yes*	Yes**	N/A	Yes	Yes	Yes	Yes	Yes
N/A	N/A	Yes	Yes*	Yes**	N/A	Yes	Yes	Yes	Yes	Yes
N/A	N/A	Yes	Yes*	Yes**	N/A	Yes	Yes	Yes	Yes	Yes
N/A	N/A	Yes	Yes*	Yes**	N/A	Yes	Yes	Yes	Yes	Yes
N/A	N/A	Yes	Yes*	Yes**	N/A	Yes	Yes	Yes	Yes	Yes

N/A	Yes	N/A	N/A	Yes**	N/A	Yes	Yes	Yes	Yes	Yes
N/A	Yes	N/A	N/A	Yes**	N/A	Yes	Yes	Yes	Yes	Yes
N/A	Yes	N/A	N/A	Yes**	N/A	Yes	Yes	Yes	Yes	Yes
N/A	N/A	N/A	N/A	Yes	N/A	Yes	Yes	Yes	Yes	Yes
N/A	N/A	N/A	N/A	Yes	N/A	Yes	Yes	Yes	Yes	Yes
N/A	N/A	N/A	N/A	Yes	N/A	Yes	Yes	Yes	Yes	Yes
N/A	N/A	N/A	N/A	Yes	N/A	Yes	Yes	Yes	Yes	Yes
N/A	N/A	N/A	N/A	Yes	N/A	Yes	Yes	Yes	Yes	Yes
N/A	N/A	N/A	N/A	Yes	N/A	Yes	Yes	Yes	Yes	Yes
Yes	N/A	N/A	N/A	Yes	N/A	Yes	Yes	Yes	Yes	Yes
Yes	N/A	N/A	N/A	Yes	N/A	Yes	Yes	Yes	Yes	Yes

## Fan coils units

A large range of fan coil units dedicated to energy savings, comfort, flexibility and quality.



### Energy savings and comfort

#### Low consumption solutions.

- High efficiency fan motor
- High level of energy performance

#### Silence.

- Optimised fan speed staging
- Reinforced acoustic insulation
- Profiled air diffusers

### Flexibility and quality

#### Many factory-mounted options.

- Control
- Valve
- Air diffusion
- Condensate drain pump ...

#### Products fully customisable to satisfy your requirements.

- Choice of service side for hydraulic and electrical connections
- Version with or without cabinet ...

Controllers with sophisticated designs, provide a user friendly interface while enabling an easy and low cost integration to building management systems.

Optional wired remote controller for AC fan, 2-pipe and 4-pipe application.



PAW-FC-RC1

Optional wired remote controller for AC fan 2-pipe application.



PAW-FC-903AC



PAW-FC-907AC

Optional wired remote controller for EC fan, 2-pipe and 4-pipe application.



PAW-FC-903EC



PAW-FC-907EC

# Fan coils

## Smart fan coils

Extremely compact (only 129 mm deep).  
Touch screen thermostat.  
3-way valve included.



Fan coils	Total capacity		Air flow Max m³/min	Dimension HxWxD mm	Weight kg	RRP £
	Cooling Med kW	Heating Med kW				
<b>PAW-AAIR-200-2</b>	0,5	0,4	2,7	579 x 735 x 129	17	<b>750</b>
<b>PAW-AAIR-700-2</b>	0,9	0,8	5,3	579 x 935 x 129	20	<b>811</b>
<b>PAW-AAIR-900-2</b>	1,6	1,2	7,7	579 x 1135 x 129	23	<b>972</b>
<b>PAW-AAIR-1100-2</b>	1,8	1,4	9,6	579 x 1335 x 129	26	<b>935</b>

\* Smart fan coils is produced by Innova.

## Floor & Ceiling Fan coils comfort EC fan

Fan coil floor and ceiling units with cooling and heating.  
Cooling capacity: 0,5 to 9,1 kW.  
Heating capacity: 0,6 to 12,9 kW.



Fan coils	Total capacity		Energy efficiency class <sup>3)</sup>		Air flow Max m³/h	Dimension		Weight		Floor (with Cabinet) £	Ceiling (with cabinet) £	RRP Ceiling (without cabinet) £		
	Cooling <sup>1)</sup> Med kW	Heating <sup>2)</sup> Med kW	FCEER	FCCOP		With cabinet - without feet LxWxH mm	Without cabinet LxWxH mm	With cabinet kg	Without cabinet kg					
2-pipe	<b>P-FC10</b>	1,16	1,30	<b>C</b>	<b>D</b>	417	766 x 225 x 477	570 x 220 x 430	19	13	<b>648</b>	<b>739</b>	<b>604</b>	
	<b>P-FC20</b>	1,31	1,53	<b>C</b>	<b>C</b>	413	766 x 225 x 477	570 x 220 x 430	19	13	<b>669</b>	<b>760</b>	<b>625</b>	
	<b>P-FC30</b>	1,41	1,72	<b>B</b>	<b>C</b>	345	951 x 225 x 477	753 x 220 x 430	22	15	<b>707</b>	<b>805</b>	<b>658</b>	
	<b>P-FC40</b>	2,93	2,48	<b>A</b>	<b>B</b>	678	1136 x 225 x 477	938 x 220 x 430	27	20	<b>800</b>	<b>919</b>	<b>735</b>	
	<b>P-FC50</b>	3,57	3,89	<b>A</b>	<b>A</b>	816	1321 x 225 x 477	1122 x 220 x 430	30	22	<b>875</b>	<b>1,005</b>	<b>799</b>	
	<b>P-FC60</b>	4,45	4,93	<b>A</b>	<b>B</b>	912	1506 x 225 x 477	1307 x 220 x 430	35	26	<b>940</b>	<b>1,104</b>	<b>855</b>	
1ph	<b>P-FC70</b>	5,56	5,81	<b>B</b>	<b>B</b>	1050	1319 x 225 x 575	1121 x 220 x 530	35	27	<b>1,043</b>	<b>1,217</b>	<b>951</b>	
	<b>P-FC80</b>	6,13	6,39	<b>B</b>	<b>B</b>	1398	1506 x 225 x 575	1316 x 220 x 530	47	38	<b>1,550</b>	<b>1,737</b>	<b>1,403</b>	
	4-pipe	<b>P-FC10</b>	1,02	1,13	<b>C</b>	<b>C</b>	379	766 x 225 x 477	570 x 220 x 430	20	14	<b>691</b>	<b>781</b>	<b>647</b>
		<b>P-FC20</b>	1,20	1,33	<b>C</b>	<b>C</b>	380	766 x 225 x 477	570 x 220 x 430	20	14	<b>698</b>	<b>789</b>	<b>654</b>
	4-pipe	<b>P-FC30</b>	1,84	2,01	<b>B</b>	<b>B</b>	540	951 x 225 x 477	753 x 220 x 430	23	16	<b>741</b>	<b>840</b>	<b>692</b>
		<b>P-FC40</b>	2,20	2,49	<b>A</b>	<b>A</b>	524	1136 x 225 x 477	938 x 220 x 430	29	22	<b>842</b>	<b>961</b>	<b>778</b>
		<b>P-FC50</b>	3,45	3,34	<b>B</b>	<b>B</b>	755	1321 x 225 x 477	1122 x 220 x 430	32	24	<b>924</b>	<b>1,055</b>	<b>848</b>
		<b>P-FC60</b>	3,90	4,05	<b>B</b>	<b>B</b>	845	1506 x 225 x 477	1307 x 220 x 430	37	28	<b>995</b>	<b>1,159</b>	<b>911</b>
<b>P-FC70</b>		4,88	4,67	<b>B</b>	<b>B</b>	989	1319 x 225 x 575	1121 x 220 x 530	37	29	<b>1,105</b>	<b>1,279</b>	<b>1,013</b>	
<b>P-FC80</b>		5,86	7,99	<b>A</b>	<b>A</b>	1548	1506 x 225 x 575	1316 x 220 x 530	49	40	<b>1,639</b>	<b>1,827</b>	<b>1,493</b>	

### Water connections information

Fan coils	10	20	30	40	50	60	70	80
Type of connections	Female threaded	Female threaded	Female threaded	Female threaded	Female threaded	Female threaded	Female threaded	Female threaded
Water connections 2 or 4-pipes (cooling)	Inch 1/2	1/2	1/2	1/2	1/2	1/2	3/4	3/4
Water connections 4-pipes (heating)	Inch 1/2	1/2	1/2	1/2	1/2	1/2	1/2	1/2

1) According to Eurovent standard. Air: 27 °C DB/19 °C WB, chilled water: 7 °C/12 °C. 2) According to Eurovent standard. Air: 20 °C, hot water: 45 °C/40 °C. For 4-pipes models: According to Eurovent standard. Air: 20 °C, hot water: 65 °C/55 °C. 3) According to Eurovent.

\* These prices don't include accessories and options \*\* Check data and configuration on AC SELECT. \*\*\* Standard configuration with left hand hydraulic connection. G2 air filter included as standard.

1) According to Eurovent standard. Air: 27 °C DB/19 °C WB, chilled water: 7 °C/12 °C. 2) According to Eurovent standard. Air: 20 °C, hot water: 45 °C/40 °C. For 4-pipes models: According to Eurovent standard. Air: 20 °C, hot water: 65 °C/55 °C. 3) According to Eurovent.

\* These prices don't include accessories and options \*\* Check data and configuration on AC SELECT. \*\*\* Standard configuration with left hand hydraulic connection. G2 air filter included as standard.

### Accessories and options

- 2 way or 3 way valves
- 4-pipes kit (additional coil)
- Circuit breakers
- Drain pump
- Ecospeed card for EC fans
- Electric heaters (from 500 W to 2500 W)
- Feet with/without grid
- Fuse holders
- G3 filter
- Horizontal or vertical drain guard (with valve)
- Many air inlet/outlet configurations

### Accessories and options

- Electromechanical sensor for automatic change over
- Modbus communication board for Plogic
- MRC/WRC/BRC: remote controls for Plogic
- Other speeds configuration
- SRC - mini BMS controller
- Suspension kit
- Plogic controller (other electromechanical or electronic control systems also available)
- TControl EASY 3S and TControl POD glass controllers (other electromechanical or electronic control systems also available)

# DHW tanks

## Duo tanks

The best option to combine with Mono-bloc units.  
DHW tank with buffer tank.



Tank	Material	Water volume		Coil Size	Energy efficiency class <sup>1)</sup>	Dimension	Weight (empty)	RRP
		Hot water / Buffer tank	L					
1ph	PAW-TD20B7PP-UK	**Stainless steel	185 / 70	1.80	C	1992 / 550	51	2,760
	PAW-TD23B6E5PP-UK	*Stainless steel	225 / 65	2.35	A	1755 / 595	65	3,017
	PAW-TD30B7PP-UK	**Stainless steel	285 / 70	1.80	C	2030 / 630	64	3,147

1) EU Regulation 812/2013. \* Tanks are produced by OSO. \*\* Tank produced by Gledhill

## Stainless steel DHW tanks



Tank	Material	Water volume		Energy efficiency class	Dimension	Weight	RRP
		L	A+ to F				
1ph	KIT-G3TD20C1E5-1	Stainless steel	192	A	1270 / 595	50	1,208
	KIT-G3TD30C1E5-1	Stainless steel	284	A	1750 / 595	61	1,520
	KIT-G3TD30C1E5HI-1	Stainless steel	280	A	1750 / 595	65	1,658

\* Stainless steel tanks are produced by OSO.

## Buffer tanks



Tank	Material	Water volume		Energy efficiency class	Dimension	Weight	RRP
		L	A+ to F				
1ph	PAW-BTANK50L-2	Stainless Steel	48	B	636 / 430	17	381
	PAW-BTANK100L	Stainless Steel	100	C	1175 / 430	28	490
	PAW-BTANKG200L	Carbon Steel	194	B	983 / 620	41	617
	PAW-BTANKG260L	Carbon Steel	252	C	1239 / 620	46	736

\* Automatic air vent and drain cock are included. Built-in pocket sensor (sensor not included). \*\* 50 and 100 L Buffer Tanks are produced by OSO. 200 and 260 L Buffer Tanks are produced by Lapasa.



# Ventilation

## Heat recovery ventilation unit

Designed for areas up to approximately 140 m<sup>2</sup>.  
High energy-efficiency rotary heat exchanger with EC - technology fans.



Heat recovery ventilation unit		Air flow		Energy class		Dimension	Weight	RRP
Left connection	Right connection	Nominal	Maximum	Basic unit	With local control on demand	H x W x D	kg	£
		m <sup>3</sup> /min	m <sup>3</sup> /min			mm		
1ph PAW-A2W-VENTA-L	PAW-A2W-VENTA-R	204 @ 50 Pa	292 @ 100 Pa	A	A	450 x 598 x 500	46	2,107

\* Heat recovery ventilation unit is produced by Systemair.

## Counter flow ventilation



Counter flow ventilation		Mounting position	Air flow		Energy class	Dimension	Weight	RRP
			Nominal	Maximum		H x W x D	kg	£
			m <sup>3</sup> /h	m <sup>3</sup> /h		mm		
1ph	PAW-VENTX10Z-1	Horizontal / Vertical	91	130	A	255 x 580 x 580	19	872
	PAW-VENTX20Z-1	Horizontal / Vertical	—	200	—	313 x 580 x 580	21	1,161
	PAW-VENTX25Z-1	Horizontal / Vertical	—	320	—	313 x 580 x 580	21	1,182
	PAW-VENTX40V-1	Vertical	266	380	A	590 x 785 x 735	42	1,556
	PAW-VENTX50H-1	Horizontal	—	455	—	290 x 1150 x 1150	40	1,705
	PAW-VENTX50V-1	Vertical	—	450	—	590 x 785 x 735	43	1,658

Necessary accessories		RRP £
PAW-VEN-CTRLB	Digital remote control with built-in air quality, temperature and humidity sensors (black)	107

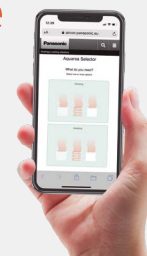
Necessary accessories		RRP £
PAW-VEN-CTRLW	Digital remote control with built-in air quality, temperature and humidity sensors (white)	107










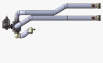



\* Produced by Sinergia.


















Try the new Panasonic Augmented Reality projector.



Helping you to find the Aquarea Heat Pump for your home in just a few clicks!



<b>Controls and room thermostats</b>			<b>RRP £</b>
	Remote controller with Wi-Fi adapter (required for stand-alone outdoor units). M Series.	CZ-RTW2TAW1C	526
	Optional remote controller for M Series.	CZ-RTW2	370
	Optional remote controller for K and L Series.	CZ-RTW1	117
	Wired LCD room thermostat with weekly timer.	PAW-A2W-RTWIRED	105
	Wireless LCD room thermostat with weekly timer.	PAW-A2W-RTWIRELESS	173
	Cascade manager for Aquarea Heat Pumps.	PAW-A2W-CMH-2	1,255
<b>PCBs for additional functions</b>			<b>RRP £</b>
	PCB for advanced functions. J and H Series.	CZ-NS4P	168
	PCB for advanced functions. K and L Series.	CZ-NS5P	164
	PCB for advanced functions. M Series All in One and Bi-bloc.	CZ-NS6P	TBC
	PCB for advanced functions. M Series Control module.	CZ-NS7P	TBC
<b>Outdoor unit accessories</b>			<b>RRP £</b>
	Base pan heater for Bi-bloc 3 and 5 kW (except L Series) and 7 and 9 kW K Series.	CZ-NE2P	152
	Base pan heater. J and H Series.	CZ-NE3P	152
	Base pan heater for 5, 7 and 9 kW L Series.	CZ-NE4P	152
	Black ground stand for outdoor unit with 940 mm wide condenser water tray.	PAW-GRDSTD940	TBC
	Black ground stand for outdoor unit with 1100 mm wide condenser water tray.	PAW-GRDSTD1100	141
	Electrical heater foil for the ground stand. (940mm)	PAW-GRDSTDHTR940	70
	Electrical heater foil for the ground stand. (1100mm)	PAW-GRDSTDHTR1100	80
<b>Hydraulic accessories</b>			<b>RRP £</b>
	3-way valve kit to fit inside the hydrokit. J and H Series.	CZ-NV1	286
	3-way valve kit to fit inside the hydrokit. K and L Series.	CZ-NV2	286
	3 way valve for DHW Tanks.	PAW-3WYVLV-HW	170
	1 antifreeze valve. It is required to order 2 valves per system.	PAW-A2W-AFVLV	112
	Optional magnet for the water filter in H Series models.	PAW-A2W-MGTFILTER	39
	G3 Compliant kit	PAW-G3-KIT-1	139

<b>Connectivity</b>			<b>RRP £</b>
	Aquarea Smart Cloud for remote control and maintenance through wireless or wired LAN.	CZ-TAW1C	186
	10 m extension cable for CZ-TAW1C.	CZ-TAW1-CBL	50
	External meter gateway for K Series onwards.	PAW-A2W-EXTMETER	TBC
	KNX interface for H Series onwards (Intesis).	PAW-AW-KNX-H	250
	Modbus interface for H Series onwards (Intesis).	PAW-AW-MBS-H	250
	KNX interface for H Series onwards (Airzone).	PAW-AZAW-KNX-1	214
	Modbus interface for H Series onwards (Airzone).	PAW-AZAW-MBS-1	220
<b>Sensors for Aquarea H Series onwards</b>			<b>RRP £</b>
	Outdoor ambient sensor.	PAW-A2W-TS0D	44
	Zone room sensor.	PAW-A2W-TSRT	44
	Zone water sensor.	PAW-A2W-TSHC	44
	Solar sensor.	PAW-A2W-TSS0	44
	Buffer tank sensor (PAW-A2W-TSHC required).	PAW-A2W-TSBU	44
<b>Fan coil units controllers</b>			<b>RRP £</b>
	Electro-mechanical controller (supplied loose).	TRM-FA	60
	P Logic PCB/ P-Logic PCB (P-FQ 20 - 40)/ P-Logic PCB (P-FQ 50 - 70)	Plogic	290 327 391
	Electronic controller.	TControl EASY 3S	168
	Electronic controller.	TControl POD glass	511
	Electronic controller.	TControl POD glass	546
	Wired remote controller with touch control for 2-pipe and 4-pipe, EC fan coil (control + Modbus).	PAW-FC-907EC	151
	Wired remote controller with touch control for 2-pipe, AC fan coil (control only).	PAW-FC-907AC	102
	Wired remote controller for 2-pipe and 4-pipe, EC fan coil (control + Modbus).	PAW-FC-903EC	129
	Wired remote controller for 2-pipe, AC fan coil (control only).	PAW-FC-903AC	47



	Advanced wired remote controller for fan coil.	PAW-FC-RC1	97
	Smart controller. Mini building management system.	SRC	1,112
	Plogic remote control.	WRC MRC	67 134
	Plogic remote control.	BRC	99
	Plogic remote control.	IRC	71
<b>Sanitary tank accessories</b>			<b>RRP £</b>
	Tank sensor with 5 m cable length.	PAW-TS1	38
	Tank sensor with 20 m cable length.	PAW-TS2	44
	Tank sensor with 5 m cable length and only 6 mm diameter.	PAW-TS4	44
	Temperature sensor kit for third party tank (with copper pocket and 20 m length sensor cable).	CZ-TK1	71
<b>Heat recovery ventilation accessories</b>			<b>RRP £</b>
	Supply and extract filters kit.	PAW-VEN-FLTKIT	59
	Optional PCB for additional functions.	PAW-VEN-ACCPCB	48
	HRV touch control panel. White frame (cable must be ordered separately).	PAW-VEN-DPL	150
	Cable with plug for electrical connection between unit and control panel, type CE and CD (12 m).	PAW-VEN-CBLEXT12	30
	Twin plugs for installation of several control panels type CD or CE for one unit.	PAW-VEN-DIVPLG	17
	HRV touch control panel wall-mounted kit.	PAW-VEN-DPLBOX	85
	CO <sub>2</sub> RH wall-mounted sensor.	PAW-VEN-S-CO2RH-W	294
	CO <sub>2</sub> wall-mounted sensor.	PAW-VEN-S-CO2-W	342
	CO <sub>2</sub> duct sensor.	PAW-VEN-S-CO2-D	253
	Wall bracket kit for stand-alone installation on the wall.	PAW-VEN-WBRK	32
	Electrical duct heater 0,6 kW (includes relay).	PAW-VEN-HTR06	320
	Electrical duct heater 1,2 kW (includes relay).	PAW-VEN-HTR12	362

**Wiser accessories\***

	Wiser thermostat kit 1. One channel thermostat pack ideal for heat pumps.	WT714R9K0902
	Wiser thermostat kit 3. Three channel thermostat pack ideal for properties with two heating zones.	WT734R9K0902
	Wiser multi-zone kit 1. One channel thermostat system with two radiator thermostats to start zoning your system.	WV714R9K0902
	Wiser radiator thermostat. Add additional single radiator thermostats to any of the Wiser kits to create more zones and benefit from maximum comfort and energy saving.	WV704R0A0902

**Counter flow ventilation accessories**

			RRP £
	Digital remote control (black). Integrated air quality, temperature and humidity sensors.	PAW-VEN-CTRLB	107
	Digital remote control (white). Integrated air quality, temperature and humidity sensors.	PAW-VEN-CTRLW	107
	Electrical duct heater 0,5 kW, DN160 mm.	PAW-VEN-HTR05	TBC
	Electrical duct heater 1,0 kW, DN160 mm.	PAW-VEN-HTR10	TBC
	Spare F7 filter kit (2 pcs) for models 10Z, 15Z, 20H and 20V.	PAW-VEN-FLT1	34
	Spare F7 filter kit (2 pcs) for models 30H.	PAW-VEN-FLT2	38
	Spare F7 filter kit (2 pcs) for models 40H.	PAW-VEN-FLT3	48
	Spare F7 filter kit (2 pcs) for models 40V.	PAW-VEN-FLT4	51
	Spare F7 filter kit (2 pcs) for models 30V.	PAW-VEN-FLT5	TBC
	Activated carbon filter (1 pc) for models 10Z, 15Z, 20H and 20V.	PAW-VEN-ACFLT1	21
	Activated carbon filter (1 pc) for models 30H.	PAW-VEN-ACFLT2	27
	Activated carbon filter (1 pc) for models 40H.	PAW-VEN-ACFLT3	30
	Activated carbon filter (1 pc) for models 40V.	PAW-VEN-ACFLT4	39
	Activated carbon filter (1 pc) for models 30V.	PAW-VEN-ACFLT5	26

	Wiser room thermostat. Additional room thermostat - add to rooms with radiator thermostats as a convenient way to view and change the room temperature. Works with all Wiser kits.	WN704R0S0902
	Wiser plug. Set schedules for home appliances from the Wiser heat app, this smart plug can be controlled from your phone or by using voice activation with the google assistant and amazon alexa. The built in range extender also enables connectivity to devices sited further away from the heat hub.	WB704H1A0902
	Wiser electrical heat switch. Wiser electrical heat switch + Wiser room thermostat will control any of the following applications: plinth heaters, electric radiators, infrared panels, electrical UFH.	WE714U1A0902
	Wiser under floor heating controller. The Wiser underfloor heating controller enables complete control over the entire heating system, no matter what the application, via the Wiser home app.	WF762F1A0902

# Heating and cooling capacity tables

Based on outlet temperature and outside temperature.

## Aqueara High Performance Hydraulic Split All in One L Generation Single phase. Heating and Cooling - R290

### WH-WDG05LE5UK

Tamb	HC	IP	COP	HC	IP	COP	HC	IP	COP	HC	IP	COP
<b>LWC</b>	<b>35</b>	<b>35</b>	<b>35</b>	<b>45</b>	<b>45</b>	<b>45</b>	<b>55</b>	<b>55</b>	<b>55</b>	<b>65</b>	<b>65</b>	<b>65</b>
-15	5,00	1,94	2,58	5,00	2,31	2,16	5,00	2,63	1,90	4,60	2,88	1,60
-7	5,00	1,66	3,01	5,00	1,94	2,58	5,00	2,36	2,12	5,00	2,62	1,91
2	5,00	1,42	3,52	5,00	1,71	2,92	5,00	2,14	2,34	5,00	2,54	1,97
7	5,00	0,99	5,05	5,00	1,27	3,94	5,00	1,63	3,07	5,00	2,03	2,46

### WH-WDG07LE5UK

Tamb	HC	IP	COP	HC	IP	COP	HC	IP	COP	HC	IP	COP
<b>LWC</b>	<b>35</b>	<b>35</b>	<b>35</b>	<b>45</b>	<b>45</b>	<b>45</b>	<b>55</b>	<b>55</b>	<b>55</b>	<b>65</b>	<b>65</b>	<b>65</b>
-15	6,00	2,50	2,40	5,50	2,60	2,12	5,20	2,89	1,80	4,80	3,00	1,60
-7	5,80	1,93	3,01	5,80	2,32	2,50	5,80	2,74	2,12	5,70	3,16	1,80
2	6,85	2,00	3,43	6,60	2,34	2,82	6,25	2,67	2,34	5,60	2,80	2,00
7	7,00	1,42	4,93	7,00	1,90	3,68	7,00	2,35	2,98	6,60	2,85	2,32

### WH-WDG09LE5UK

Tamb	HC	IP	COP	HC	IP	COP	HC	IP	COP	HC	IP	COP
<b>LWC</b>	<b>35</b>	<b>35</b>	<b>35</b>	<b>45</b>	<b>45</b>	<b>45</b>	<b>55</b>	<b>55</b>	<b>55</b>	<b>65</b>	<b>65</b>	<b>65</b>
-15	7,40	3,20	2,31	6,80	3,40	2,00	6,30	3,55	1,77	5,60	3,55	1,58
-7	7,00	2,50	2,80	7,00	2,98	2,35	7,00	3,29	2,13	6,50	3,53	1,84
2	7,00	2,05	3,41	7,00	2,50	2,80	7,00	2,90	2,41	6,70	3,35	2,00
7	9,00	1,98	4,55	9,00	2,58	3,49	8,90	2,94	3,03	8,90	3,56	2,50

## Aqueara High Performance Hydraulic Split All in One L Generation Single phase. Heating and Cooling - R290

### WH-WDG05LE5UK

Tamb	CC	IP	EER	CC	IP	EER
<b>LWC</b>	<b>7</b>	<b>7</b>	<b>7</b>	<b>18</b>	<b>18</b>	<b>18</b>
35	5,00	1,55	3,23	5,00	1,00	5,00

### WH-WDG07LE5UK

Tamb	CC	IP	EER	CC	IP	EER
<b>LWC</b>	<b>7</b>	<b>7</b>	<b>7</b>	<b>18</b>	<b>18</b>	<b>18</b>
35	7,00	2,31	3,03	7,00	1,48	4,73

### WH-WDG09LE5UK

Tamb	CC	IP	EER	CC	IP	EER
<b>LWC</b>	<b>7</b>	<b>7</b>	<b>7</b>	<b>18</b>	<b>18</b>	<b>18</b>
35	8,20	2,91	2,82	9,00	2,15	4,19

Tamb: Ambient Temperature [°C]. LWC: Leaving Water Condenser Temperature [°C]. HC: Heating Capacity [kW]. CC: Cooling Capacity [kW]. IP: Input Power [kW]. This data is measured by Panasonic in accordance with EN14511-2 standard. This data is for reference purpose only, and does not guarantee the performance.

# Heating and cooling capacity tables

Based on outlet temperature and outside temperature.

## Aquarea High Performance Bi-bloc K Generation Single phase. Heating and Cooling · R32

### WH-UDZ03KE5

Tamb	HC	IP	COP	HC	IP	COP
LWC	35	35	35	55	55	55
-15	3,20	1,37	2,34	2,75	1,92	1,43
-7	3,30	1,18	2,80	3,20	1,79	1,79
2	3,20	0,88	3,64	3,20	1,46	2,19
7	3,20	0,60	5,33	3,20	1,14	2,81

### WH-UDZ05KE5

Tamb	HC	IP	COP	HC	IP	COP
LWC	35	35	35	55	55	55
-15	5,00	2,11	2,37	4,30	2,61	1,65
-7	5,00	1,79	2,79	5,00	2,65	1,89
2	5,00	1,40	3,57	5,00	2,18	2,29
7	5,00	0,98	5,10	5,00	1,65	3,03

### WH-UDZ07KE5

Tamb	HC	IP	COP	HC	IP	COP
LWC	35	35	35	55	55	55
-15	5,60	2,38	2,35	5,00	3,20	1,56
-7	5,75	1,95	2,95	5,35	2,70	1,98
2	6,85	2,00	3,43	6,25	2,80	2,23
7	7,00	1,44	4,86	7,00	2,40	2,92

### WH-UDZ09KE5

Tamb	HC	IP	COP	HC	IP	COP
LWC	35	35	35	55	55	55
-15	7,40	3,20	2,31	5,40	3,42	1,58
-7	6,25	2,20	2,84	5,90	3,06	1,93
2	7,00	2,06	3,40	6,30	2,89	2,18
7	9,00	1,98	4,55	8,90	3,04	2,93

## Aquarea High Performance Bi-bloc K Generation Single phase. Heating and Cooling · R32

### WH-UDZ03KE5

Tamb	CC	IP	EER	CC	IP	EER
LWC	7	7	7	18	18	18
35						

### WH-UDZ05KE5

Tamb	CC	IP	EER	CC	IP	EER
LWC	7	7	7	18	18	18
35	5,00	1,64	3,05	5,00	1,02	4,90

### WH-UDZ07KE5

Tamb	CC	IP	EER	CC	IP	EER
LWC	7	7	7	18	18	18
35	6,70	2,21	3,03	6,70	1,42	4,72

### WH-UDZ09KE5

Tamb	CC	IP	EER	CC	IP	EER
LWC	7	7	7	18	18	18
35	8,20	3,02	2,72	9,00	2,15	4,18

Tamb: Ambient Temperature [°C]. LWC: Leaving Water Condenser Temperature [°C]. HC: Heating Capacity [kW]. CC: Cooling Capacity [kW]. IP: Input Power [kW].  
This data is measured by Panasonic in accordance with EN14511-2 standard. This data is for reference purpose only, and does not guarantee the performance.

# Heating and cooling capacity tables

Based on outlet temperature and outside temperature.

## Aquarea High Performance Mono-bloc J Generation Single phase. Heating and Cooling - MDC - R32

### WH-MDC05J3E5

Tamb	HC	IP	COP	HC	IP	COP	HC	IP	COP	HC	IP	COP	HC	IP	COP
LWC	25	25	25	35	35	35	45	45	45	55	55	55	60	60	60
-20	4,37	1,73	2,53	4,16	2,03	2,05	3,84	2,37	1,62	3,43	2,64	1,30	—	—	—
-15	5,13	1,78	2,88	5,00	2,17	2,30	4,75	2,51	1,89	3,70	2,45	1,51	—	—	—
-7	5,17	1,49	3,47	5,00	1,80	2,78	4,80	2,16	2,22	5,00	2,70	1,85	4,68	2,71	1,73
2	5,00	1,11	4,50	5,00	1,40	3,57	5,00	1,81	2,76	5,00	2,20	2,27	4,80	2,40	2,00
7	5,09	0,78	6,53	5,00	0,99	5,05	5,00	1,31	3,82	5,00	1,66	3,01	4,58	1,90	2,41
25	4,96	0,77	6,44	5,04	0,90	5,60	5,31	1,16	4,58	5,61	1,34	4,19	5,15	1,33	3,87

### WH-MDC07J3E5

Tamb	HC	IP	COP	HC	IP	COP	HC	IP	COP	HC	IP	COP	HC	IP	COP
LWC	25	25	25	35	35	35	45	45	45	55	55	55	60	60	60
-20	4,86	2,03	2,39	4,66	2,35	1,98	4,44	2,75	1,61	4,23	3,13	1,35	—	—	—
-15	5,80	2,11	2,75	5,60	2,40	2,33	5,30	2,84	1,87	5,00	3,32	1,51	—	—	—
-7	6,76	2,07	3,27	6,80	2,42	2,81	6,30	2,82	2,23	6,30	3,39	1,86	4,74	2,76	1,72
2	6,83	1,66	4,11	7,00	2,06	3,40	6,85	2,50	2,74	6,30	2,92	2,16	4,80	2,40	2,00
7	7,32	1,19	6,15	7,00	1,47	4,76	7,00	1,96	3,57	7,00	2,48	2,82	6,18	2,44	2,53
25	6,80	0,64	10,63	6,67	0,93	7,17	6,79	1,38	4,92	6,70	1,80	3,72	6,22	1,78	3,49

### WH-MDC09J3E5

Tamb	HC	IP	COP	HC	IP	COP	HC	IP	COP	HC	IP	COP	HC	IP	COP
LWC	25	25	25	35	35	35	45	45	45	55	55	55	60	60	60
-20	5,33	2,36	2,26	6,43	3,60	1,79	5,78	3,83	1,51	4,83	3,64	1,33	—	—	—
-15	7,76	3,20	2,43	7,60	3,41	2,23	7,00	3,71	1,89	5,60	3,80	1,47	—	—	—
-7	7,39	2,45	3,02	7,50	2,85	2,63	7,30	3,37	2,17	7,00	3,89	1,80	6,44	3,67	1,75
2	7,38	1,89	3,90	7,45	2,38	3,13	7,00	2,85	2,46	7,00	3,30	2,12	5,46	2,72	2,01
7	9,15	1,59	5,75	9,00	2,01	4,48	9,00	2,61	3,45	8,95	3,22	2,78	7,25	2,87	2,53
25	8,02	0,98	8,18	7,88	1,32	5,97	8,46	1,86	4,55	7,60	2,03	3,74	6,30	1,87	3,37

## Aquarea High Performance Mono-bloc J Generation Single phase. Heating and Cooling - MDC - R32

### WH-MDC05J3E5

Tamb	CC	IP	EER	CC	IP	EER	CC	IP	EER
LWC	7	7	7	14	14	14	18	18	18
16	5,18	0,82	6,32	6,17	0,84	7,35	5,78	0,60	9,63
25	5,38	1,22	4,41	6,64	1,25	5,31	5,55	0,78	7,12
35	5,00	1,54	3,25	5,86	1,61	3,64	5,00	0,99	5,05
43	4,19	1,85	2,26	5,36	1,92	2,79	4,37	1,30	3,36

### WH-MDC07J3E5

Tamb	CC	IP	EER	CC	IP	EER	CC	IP	EER
LWC	7	7	7	14	14	14	18	18	18
16	5,38	0,83	6,48	6,69	0,85	7,87	7,65	0,76	10,07
25	6,96	1,82	3,82	9,06	1,98	4,58	7,58	1,23	6,16
35	7,00	2,29	3,06	8,37	2,47	3,39	7,00	1,48	4,73
43	5,60	2,55	2,20	6,87	2,58	2,66	6,10	1,88	3,24

### WH-MDC09J3E5

Tamb	CC	IP	EER	CC	IP	EER	CC	IP	EER
LWC	7	7	7	14	14	14	18	18	18
16	6,89	1,21	5,69	8,65	1,23	7,03	9,82	1,19	8,25
25	9,50	2,84	3,35	11,55	3,06	3,77	9,68	1,82	5,32
35	9,00	3,32	2,71	10,10	3,51	2,88	9,00	2,12	4,25
43	5,42	2,56	2,12	6,56	2,56	2,56	7,40	2,56	2,89

Tamb: Ambient Temperature [°C]. LWC: Leaving Water Condenser Temperature [°C]. HC: Heating Capacity [kW]. CC: Cooling Capacity [kW]. IP: Input Power [kW]. This data is measured by Panasonic in accordance with EN14511-2 standard. This data is for reference purpose only, and does not guarantee the performance.

# Heating and cooling capacity tables

Based on outlet temperature and outside temperature.

## Aquarea High Performance Mono-bloc H Generation Single phase. Heating and Cooling - MDC · R410A

### WH-MDC12H6E5

Tamb	HC	IP	COP	HC	IP	COP	HC	IP	COP	HC	IP	COP	HC	IP	COP	HC	IP	COP
LWC	30	30	30	35	35	35	40	40	40	45	45	45	50	50	50	55	55	55
-15	9,30	3,46	2,69	8,90	3,62	2,46	8,50	3,79	2,24	8,10	3,95	2,05	—	—	—	7,00	4,10	1,71
-7	10,40	3,37	3,09	10,00	3,66	2,73	9,60	3,95	2,43	9,20	4,24	2,17	—	—	—	8,20	4,21	1,95
2	11,80	3,10	3,81	11,40	3,31	3,44	11,00	3,53	3,12	10,60	3,74	2,83	—	—	—	9,10	4,08	2,23
7	12,00	2,10	5,71	12,00	2,53	4,74	12,00	2,96	4,05	12,00	3,39	3,54	—	—	—	12,00	4,10	2,93
12	12,00	1,38	8,70	12,00	1,66	7,23	11,80	1,94	6,08	11,70	2,23	5,25	—	—	—	11,40	2,74	4,16

### WH-MDC16H6E5

Tamb	HC	IP	COP	HC	IP	COP	HC	IP	COP	HC	IP	COP	HC	IP	COP	HC	IP	COP
LWC	30	30	30	35	35	35	40	40	40	45	45	45	50	50	50	55	55	55
-15	10,60	4,09	2,59	10,30	4,38	2,35	10,00	4,67	2,14	9,70	4,96	1,96	7,90	4,84	1,63	—	—	—
-7	11,90	4,03	2,95	11,40	4,43	2,57	10,80	4,83	2,24	10,30	5,22	1,97	9,00	4,88	1,84	—	—	—
2	13,50	13,74	0,98	13,00	3,96	3,28	12,40	4,18	2,97	11,90	4,40	2,70	9,80	4,44	2,21	—	—	—
7	16,00	3,21	4,98	16,00	3,74	4,28	16,00	4,27	3,75	16,00	4,80	3,33	14,50	5,33	2,72	—	—	—
12	16,00	2,31	6,93	16,00	2,69	5,95	16,00	3,07	5,21	16,00	3,45	4,64	15,90	3,89	4,09	—	—	—

## Aquarea High Performance Mono-bloc H Generation Single phase. Heating and Cooling - MDC · R410A

### WH-MDC12H6E5

Tamb	CC	IP	EER	CC	IP	EER	CC	IP	EER
LWC	7	7	7	14	14	14	18	18	18
16	7,86	1,18	6,66	13,15	2,05	6,41	10,00	1,73	5,78
25	12,08	2,90	4,17	15,70	3,05	5,15	10,00	1,97	5,08
35	10,00	3,56	2,81	12,00	3,67	3,27	10,00	2,15	4,65
43	7,80	3,80	2,05	11,10	3,19	3,48	8,00	2,85	2,81

### WH-MDC16H6E5

Tamb	CC	IP	EER	CC	IP	EER	CC	IP	EER
LWC	7	7	7	14	14	14	18	18	18
16	9,20	1,62	5,68	16,40	2,58	6,36	12,20	2,45	4,98
25	14,40	3,92	3,67	19,20	3,83	5,01	12,20	2,79	4,37
35	12,20	4,76	2,56	15,00	4,98	3,01	12,20	2,96	4,12
43	7,75	3,40	2,28	13,80	5,95	2,32	9,70	4,00	2,43

## Aquarea T-CAP Bi-bloc K Generation Single phase. Heating and Cooling · R32

### WH-UXZ09KE5

Tamb	HC	IP	COP	HC	IP	COP	HC	IP	COP
LWC	35	35	35	45	45	45	55	55	55
-15	9,00	3,45	2,61	9,00	4,30	2,09	9,00	4,95	1,82
-7	9,00	3,00	3,00	9,00	3,82	2,36	9,00	4,28	2,10
2	9,00	2,44	3,69	9,00	3,05	2,95	9,00	3,90	2,31
7	9,00	1,79	5,03	9,00	2,42	3,72	9,00	2,93	3,07

### WH-UXZ12KE5

Tamb	HC	IP	COP	HC	IP	COP	HC	IP	COP
LWC	35	35	35	45	45	45	55	55	55
-15	12,00	4,90	2,45	11,00	5,38	2,04	10,50	6,20	1,69
-7	12,00	4,41	2,72	12,00	5,54	2,17	12,00	6,00	2,00
2	12,00	3,49	3,44	12,00	4,25	2,82	12,00	5,24	2,29
7	12,10	2,50	4,84	12,10	3,38	3,58	12,10	3,98	3,04

## Aquarea T-CAP Bi-bloc K Generation Single phase. Heating and Cooling · R32

### WH-UXZ09KE5

Tamb	CC	IP	EER	CC	IP	EER
LWC	7	7	7	18	18	18
35	8,80	2,83	3,11	8,80	1,90	4,63

### WH-UXZ12KE5

Tamb	CC	IP	EER	CC	IP	EER
LWC	7	7	7	18	18	18
35	10,70	4,00	2,68	10,70	2,73	3,92

Tamb: Ambient Temperature [°C]. LWC: Leaving Water Condenser Temperature [°C]. HC: Heating Capacity [kW]. CC: Cooling Capacity [kW]. IP: Input Power [kW]. This data is measured by Panasonic in accordance with EN14511-2 standard. This data is for reference purpose only, and does not guarantee the performance.





# ECO 4

## MONOBLOC HIGH PERFORMANCE (MDC) J SERIES

Index Number	Model	Phase	Flow Temperature	Weather Compensation
105524	WH-MDC05J3E5	Single	55°C	Yes
105525	WH-MDC05J3E5	Single	45°C	Yes
105526	WH-MDC05J3E5	Single	35°C	Yes
105527	WH-MDC05J3E5	Single	58°C	Yes
105528	WH-MDC05J3E5	Single	55°C	No
105529	WH-MDC05J3E5	Single	45°C	No
105530	WH-MDC05J3E5	Single	35°C	No
105531	WH-MDC05J3E5	Single	58°C	No
105640	WH-MDC07J3E5	Single	55°C	Yes
105641	WH-MDC07J3E5	Single	45°C	Yes
105642	WH-MDC07J3E5	Single	35°C	Yes
105643	WH-MDC07J3E5	Single	58°C	Yes
105644	WH-MDC07J3E5	Single	55°C	No
105645	WH-MDC07J3E5	Single	45°C	No
105646	WH-MDC07J3E5	Single	35°C	No
105647	WH-MDC07J3E5	Single	58°C	No
105744	WH-MDC09J3E5	Single	55°C	Yes
105745	WH-MDC09J3E5	Single	45°C	Yes
105746	WH-MDC09J3E5	Single	35°C	Yes
105747	WH-MDC09J3E5	Single	58°C	Yes
105748	WH-MDC09J3E5	Single	55°C	No
105749	WH-MDC09J3E5	Single	45°C	No
105750	WH-MDC09J3E5	Single	35°C	No
105751	WH-MDC09J3E5	Single	58°C	No

## MONOBLOC T-CAP (MXC) J SERIES

Index Number	Model	Phase	Flow Temperature	Weather Compensation
106407	WH-MXC09J3E5	Single	55°C	Yes
106408	WH-MXC09J3E5	Single	45°C	Yes
106409	WH-MXC09J3E5	Single	35°C	Yes
106410	WH-MXC09J3E5	Single	58°C	Yes
106411	WH-MXC09J3E5	Single	55°C	No
106412	WH-MXC09J3E5	Single	45°C	No
106413	WH-MXC09J3E5	Single	35°C	No
106414	WH-MXC09J3E5	Single	58°C	No
106423	WH-MXC09J3E8	Three	55°C	Yes
106424	WH-MXC09J3E8	Three	45°C	Yes
106425	WH-MXC09J3E8	Three	35°C	Yes
106426	WH-MXC09J3E8	Three	58°C	Yes
106427	WH-MXC09J3E8	Three	55°C	No
106428	WH-MXC09J3E8	Three	45°C	No
106429	WH-MXC09J3E8	Three	35°C	No
106430	WH-MXC09J3E8	Three	58°C	No
106415	WH-MXC12J6E5	Single	55°C	Yes
106416	WH-MXC12J6E5	Single	45°C	Yes
106417	WH-MXC12J6E5	Single	35°C	Yes
106418	WH-MXC12J6E5	Single	58°C	Yes
106419	WH-MXC12J6E5	Single	55°C	No
106420	WH-MXC12J6E5	Single	45°C	No
106421	WH-MXC12J6E5	Single	35°C	No
106422	WH-MXC12J6E5	Single	58°C	No
106431	WH-MXC12J9E8	Three	55°C	Yes
106432	WH-MXC12J9E8	Three	45°C	Yes
106433	WH-MXC12J9E8	Three	35°C	Yes
106434	WH-MXC12J9E8	Three	58°C	Yes
106435	WH-MXC12J9E8	Three	55°C	No
106436	WH-MXC12J9E8	Three	45°C	No
106437	WH-MXC12J9E8	Three	35°C	No
106438	WH-MXC12J9E8	Three	58°C	No

## WISER KIT

Index Number	Model Reference	Kit Name
200098	WT714R9K0902	Wiser Kit 1
200110	WT724R9K0902	Wiser Kit 3
200120	WT734R9K0902	Wiser Kit 3

# ECOi-W AQUA-G BLUE R290. A revolutionary solution

## Air to water reversible heat pumps.

Introducing a revolutionary solution for sustainable cooling and heating needs, ECOi-W AQUA-G BLUE powered by R290, a natural refrigerant. Delivering both sustainability and efficiency in one innovative package.



The future of efficient commercial air to water heat pumps.



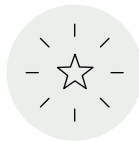
50 kW

60 kW

70 - 80 kW



Natural refrigerant R290 with GWP 3



Reliable quality



Scroll compressors



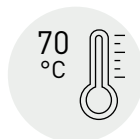
High seasonal efficiency



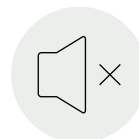
High energy efficiency class




DHW management



Maximum 70 °C leaving water temperature



Quiet operation



Boost the capacity up to 640 kW

1) Size 50. According EN14825 and Following COMMISSION REGULATION (EU) 2016/2281.2) Size 70. According EN14825 and Following COMMISSION REGULATION (EU) No 813/2013. 3) [Scale A+++ to D]. According EN14825 and Following COMMISSION REGULATION (EU) No 813/2013.



**Air cooled heat pumps R290.**

**Care about the environment and get greater efficiency.**

ECOi-W AQUA-G BLUE is born from a perfect combination of new green technology and our existing ECOi-W product range already known for its performance and reliability.

It operates with the natural R290 refrigerant that offers greater efficiency while having almost no impact on the environment with one of the lowest **GWP (Global Warming Potential): only 3!**

Make the choice to reach incredible efficiencies, extend the operating limits, and contribute to environmental preservation.

# Air cooled chillers, heat pumps and condensing units

## ECOi-W AQUA-G BLUE 50-80 H · R290

2 scroll compressors.

Plate heat exchanger.

Operation range: OAT -15 to 53 °C in cooling and -20 to 45 °C in heating.

LWT -15 to 18 °C in cooling and 20 to 70 °C in heating.



Outdoor unit	Cooling capacity <sup>1)</sup> kW	ErP data <sup>2)</sup>		Heating capacity <sup>3)</sup> kW	ErP data <sup>4)</sup>		Energy efficiency class (SCOP)	SCOP <sub>MT</sub>	n <sub>s,hMT</sub>	Energy efficiency class (SCOP <sub>MT</sub> )	Sound power dB(A)	Dimension			Operating weight kg	RRP £
		SEER	n <sub>s,c</sub>		SCOP	n <sub>s,h</sub>						Height	Length w/o / w water tank	Width		
50 P-AQAG0050HA	48,2	4,37	171,9	49,2	3,67	143,7	A+	3,11	121,4	A+	82,7	1730	2215/2215 <sup>5)</sup>	1032	538	POA
60 P-AQAG0060HA	56,1	4,30	168,9	61,1	3,75	146,8	A+	3,14	122,7	A+	84,1	2011	2180/2680	1160	603	
70 P-AQAG0070HA	64,9	4,31	169,4	73,5	3,87	151,8	A++	3,26	127,3	A++	85,1	2030	2180/2680	1160	628	
80 P-AQAG0080HA	74,1	4,21	165,4	83,6	3,84	150,5	A++	3,22	126,0	A++	85,8	2030	2180/2680	1160	669	

### Water connections information

Outdoor unit	50	60	70	80
Type of water connections (evaporator)	Male gas threaded			
Water inlet/outlet diameter	Inch 1¼	2	2	2½

1) According EN14511-2013: chilled water inlet/outlet temperature: 12/7 °C, outdoor ambient temperature 35 °C DB. 2) According EN14825 and following COMMISSION REGULATION (EU) 2016/2281. 3) According EN14511-2013: warm water inlet/outlet temperature: 40/45 °C, outdoor ambient temperature 7 °C DB/6 °C WB. 4) According to EN14825 and following COMMISSION REGULATION (EU) No 813/2013. 5) Tank is external to the unit chassis, its width must be added  
\* Check data and configuration on AC SELECT. POA: Price On Applications.

### Accessories and options

Anti-vibration rubber mount / spring dampers  
Cascade controller  
Refrigerant gauges HP/LP  
Shut off valves

### Accessories and options

Sofstarter  
Energy meter for input power  
Electrical heater for the water tank  
Variable or fixed speed pumps

### Accessories and options

Water tank 200 l (size 50)  
Water tank 300 l (sizes 60-70-80)  
3 Way valve and probe for Domestic Hot Water management

## ECOi-W AQUA-G BLUE. A revolutionary solution.

Reversible heat pumps with high leaving water temperature.



Natural refrigerant  
R290 with GWP 3



Reliable  
quality



Scroll  
compressors



High seasonal  
efficiency



High energy efficiency  
class



DHW  
management



Maximum 70 °C  
leaving water  
temperature



Quiet  
operation



Boost the capacity up  
to 640 kW



50 kW



60 kW



70 - 80 kW

1) Size 50. According EN14825 and Following COMMISSION REGULATION (EU) 2016/2281. 2) Size 70. According EN14825 and Following COMMISSION REGULATION (EU) No 813/2013. 3) Scale A+++ to D. According EN14825 and Following COMMISSION REGULATION (EU) No 813/2013.



**Air cooled heat pumps R290.**  
The future of efficient commercial air to water heat pumps.



**Care about the environment and get greater efficiency.**

ECOi-W AQUA-G BLUE is born from a perfect combination of new green technology and our existing ECOi-W product range already known for its performance and reliability. It operates with the natural R290 refrigerant that offers greater efficiency while having almost no impact on the environment with one of the lowest **GWP (Global Warming Potential): only 3!** Make the choice to reach incredible efficiencies, extend the operating limits, and contribute to environmental preservation.



50 kW



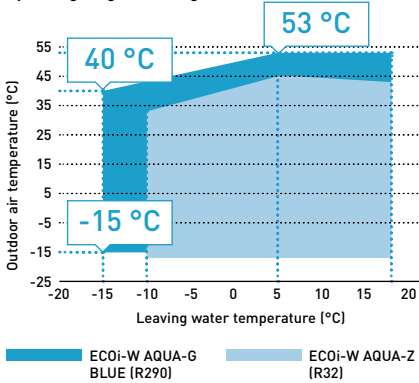
60 kW



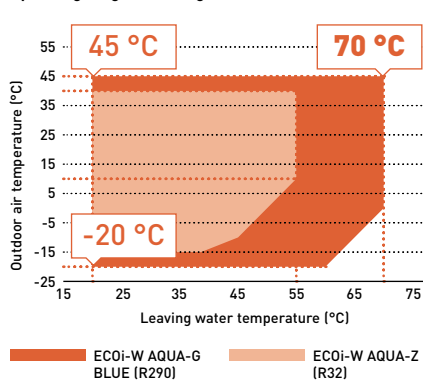
70 - 80 kW

**Extended operating limits**

Operating range in cooling mode.



Operating range in heating mode.



**Cooling mode.**

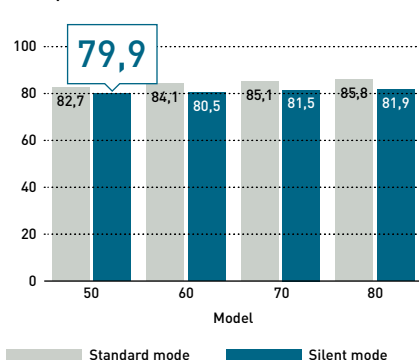
A water outlet temperature of -15 °C ensures optimal operation temperature for process equipment in factories.

**Heating mode.**

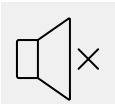
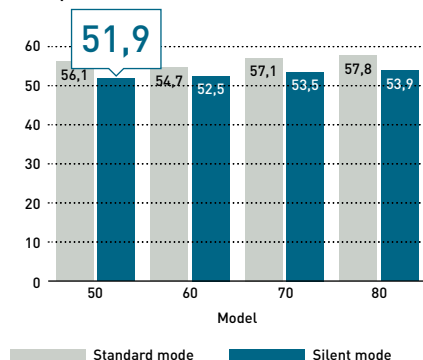
Ideal solution for Heating and Domestic Hot Water production. Reaching 70 °C from 0 °C outside air temperature.

**Quiet operation. Discover a unique feature of ECOi-W AQUA-G BLUE**

Sound power level (dB(A)).



Sound pressure level (dB(A)).



**Silent mode.**

Silent mode with an impressively low sound power level of only 79,9 dB(A), pressure level of only 51,9 dB(A). ECOi-W AQUA-G BLUE provides the perfect balance of efficiency and silent operation. Optional compressor jackets for size 50 and optional compressor box for sizes 60-70-80 are available to provide an additional level of noise reduction.

# Panasonic environmental vision 2050


To achieve “a better life” and “a sustainable global environment,” Panasonic will work towards creation and more efficient utilisation of energy which exceeds the amount of energy used, aiming for a society with clean energy and a more comfortable lifestyle.



## Panasonic is committed to developing products with greater energy efficiency.

Highly efficient Panasonic solutions can help to significantly reduce the energy consumption of the house, at the same time a high level of comfort and good indoor air quality are kept.

- Aquarea High performance heat pump for heating, cooling and domestic hot water production
- Aquarea Smart Cloud, for energy monitoring
- Heat recovery ventilation system
- PV panels to produce renewable energy on-site



## Aquarea Heat Pumps and the ventilation unit with heat recovery certified as Passive House Component

Aquarea High Performance All in One Compact and Bi-bloc J Generation heat pumps<sup>1)</sup> and the ventilation unit with heat recovery PAW-A2W-VENTA have been certified by the Passive House Institute (PHI) as Passive House Component. This certification ensures highly energy efficient components according to international criteria for respective thermal performance, comfort and indoor air quality.

<sup>1)</sup> 3, 5 and 7 kW models.



## 100% Panasonic, the DNA of Japanese craftsmanship

Applying advanced technologies that truly make life better, we live by an unparalleled commitment to product quality. Panasonic is building on the Japanese tradition of uncompromising quality control worldwide, developing and manufacturing fine products and delivering them to customers everywhere.



## A globally trusted air conditioning brand.

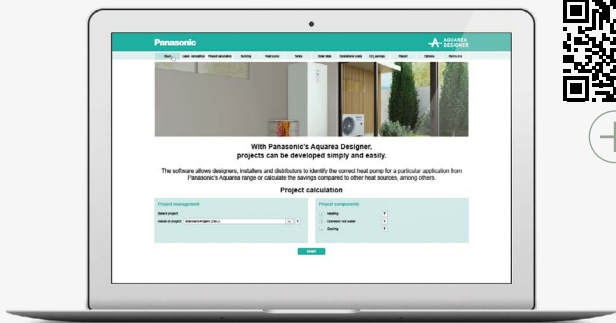
Panasonic – leading the way in Heating and Cooling. With more than 60 years of experience, selling to more than 120 countries around the world, Panasonic is one of the leaders in the heating and cooling sector. With a diverse network of production and R&D facilities, Panasonic delivers innovative products incorporating cutting-edge technologies that set the standard for air conditioners worldwide.

# PRO Club. The professional website of Panasonic

Panasonic has an impressive range of support services for designers, specifiers, engineers and distributors working in the heating and cooling markets.

## Aquarea Designer - online tool

With Panasonic's online tool, projects can be developed simply and easily. The developed tool is optimised to help professionals easily identify the most appropriate Aquarea air to water heat pump for a particular application.




## Quick Selector

This easy-to-use online tool for our range of domestic heat pumps allows you to select the most suitable solution for the needs of each project in just a few clicks.

Aquarea

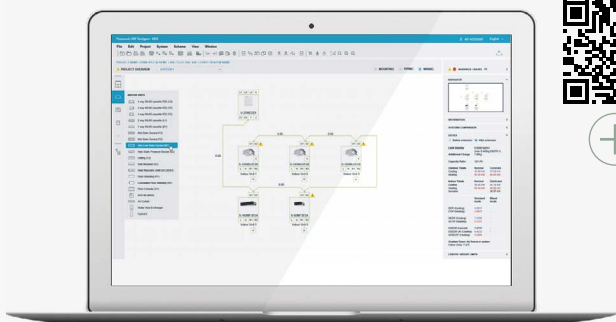


Domestic



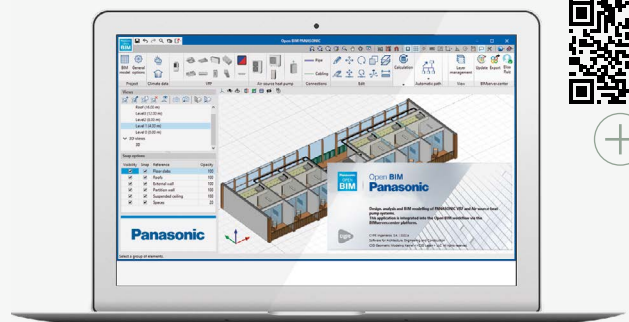
## Panasonic DX PRO Designer

The Panasonic DX PRO Designer will be rebuilt with an improved user experience. The software runs in the cloud and is always up to date with the latest products. An intuitive interface supports the most complicated designs, allows online sharing and project collaboration with multilingual support.



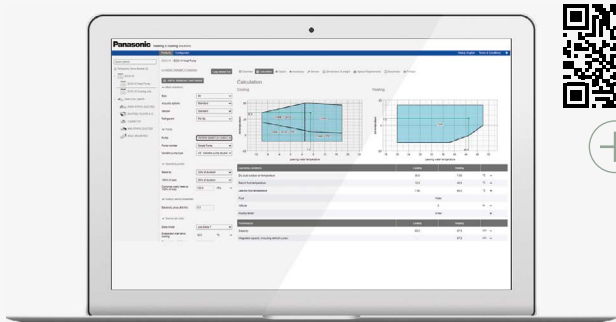
## Open BIM

Design, analysis and BIM modeling of Panasonic VRF and Air to Water heat pump systems. Generates documents, 3D model, schematics and drawings. This application is integrated into the Open BIM workflow via the BIMserver.center platform.



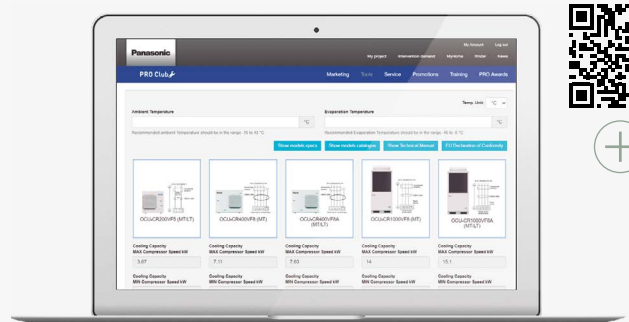
## AC SELECT

Use AC SELECT to choose and configure your hydronic solution. Panasonic online selection tool offers an easy and quick solution to specify all the hydronics ranges and rooftops at required conditions.



## Refrigeration designer

This simple design tool supports engineers, installers, and technicians to make a quick calculation for commercial refrigeration systems.



# Warranty terms and conditions

Please speak to us about on site training courses.



## The Standard warranty 3 years parts and labour (A2W exc. Labour).

- The unit should be installed by a competent person
- The installation instructions supplied with the unit must be followed
- Annual maintenance records must be kept



## The Extended warranty 5 years parts and labour.

- The unit should be installed by a competent person
- The installation instructions supplied with the unit must be followed
- Annual maintenance records must be kept
- The installer must have completed the relevant Panasonic training
- The installer must register the unit on PRO Club (VRF and A2W units require additional commissioning documentation uploading onto PRO Club)



## The Extended+ warranty 7 years parts and labour.

- The unit should be installed by a competent person
- The installation instructions supplied with the unit must be followed
- Annual maintenance records must be kept
- The installer must be a current PRO Partner or Elite PRO Partner and must have completed the relevant Panasonic training
- The Installer must register the unit on PRO Club (VRF and A2W units require additional commissioning documentation uploading onto PRO Club
- A2W units must be installed with a CZ-TAW1C adapter

\* CZ-TAW1B Installation is mandatory on all Air to Water installations for 7 year warranty to be granted. For retrofit installations, the CZ-TAW1B must be installed and the smart cloud service activated. For new build installations, smart cloud activation is not mandatory for the 7 year warranty to be granted.

## Where do I register my unit for warranty?

Warranty registration can be completed through the PRO Club platform, or for PRO Partners via the 24 hour support centre via e-mail: [propartner.uk@eu.panasonic.com](mailto:propartner.uk@eu.panasonic.com) or phone 01189 287 569.



## Spare parts ordering - in warranty requests.

- Ring the air to water technical service support line on: 01707 378670 to diagnose the issue and receive a warranty request code
- Receive and complete the in warranty spare parts form as provided by the technical team
- Complete and return the form to the following inbox: [uk-aircon-service@eu.panasonic.com](mailto:uk-aircon-service@eu.panasonic.com)
- The spare part request is processed and the item(s) distributed



Our commitment to quality extends far beyond our products, which is why we have developed a partner scheme designed to support installers who love our solutions as much as we do.

To find out more about how you can become a Panasonic PRO Partner and have access to a complete range of benefits including extended warranty, business support and reward points, click on the link below:  
[www.aircon.panasonic.eu/GB\\_en/propartner](http://www.aircon.panasonic.eu/GB_en/propartner)






# Panasonic PRO Partner scheme

## Scheme overview

Designed to support the business development of installers who continually choose the quality and innovation of our professional and residential solutions, the Panasonic PRO Partner scheme offers an extensive range of rewards, from extended warranties to business support of up to £800. Our commitment to quality extends far beyond our products, which is why we have developed a partner scheme designed to support installers who value our solutions.

The scheme is divided into two exclusive tiers, each offering a unique set of rewards to installers that trust the quality and reliability of Panasonic Heating & Cooling Solutions.

PRO  
  
**1.2%**  
 Points Earned  
 PARTNERS

ELITE  
  
**1.4%**  
 Points Earned  
 PRO PARTNER

**To be eligible for PRO Partner status, installers must be committed to selling Panasonic products and must complete Panasonic face-to-face training based in one of our UK training centres.**

- Extended warranty of up to 7 years, subject to conditions
- Reward points that can be exchanged for electronic goods, tools, clothing, merchandise and more
- Increased business visibility through our installer finder network, listed as a PRO Partner
- Business support fund

**To become an Elite PRO Partner, installers must be true advocates of Panasonic Heating & Cooling Solutions, this includes completion of our face-to-face training courses in one of our UK training centres.**

- Extended warranty up to 7 years, subject to conditions
- Enhanced reward points that can be exchanged for electronic goods, tools, clothing, merchandise and more
- Increased business visibility and boosted sales through our installer finder network listed as an Elite PRO Partner
- Enhanced Business support fund

**PRO Partners** 

**Elite PRO Partners** 

## Benefits

**The PRO Partner scheme offers a myriad of benefits to enhance business opportunities for ambitious installers that are passionate about our products.**



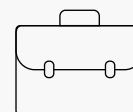
### Increased visibility on PRO Club.

The unique i-Finder feature available with our PRO Partner membership helps to provide online exposure for installers on our network of worldclass heating and cooling industry professionals.



### PRO Partner rewards portal.

With each of our exclusive PRO Partner tiers, members can earn points on their installations which can be exchanged for Panasonic branded merchandise, clothing and more\*.



### Business support fund.

To support installers, and businesses, we offer PRO and Elite PRO Partners an incredible business support package. This is designed to further the growth and success of installers' businesses with personalised sales literature, industry memberships, training courses and beyond.

## 24hr business support centre

As part of our commitment to support our installers with the PRO Partner scheme, we aim to ensure that the administration is as easy as possible for our installers. Find support with your commissioning forms, warranty registrations and general PRO Partner queries through our dedicated support centre.

\*To begin earning points for installations, members of the PRO Partner Scheme must register their Panasonic unit on our PRO Club platform to begin earning points and subsequent Panasonic rewards.

## Panasonic service

Our Panasonic Service teams are committed to ensuring your peace of mind. Best service is our aim.

Panasonic provides a team of highly trained technicians and engineers to deliver professional and responsive services that meet the highest levels of quality and safety while being efficient and cost effective.

To find out more about Panasonic Heating & Cooling Solutions, please visit [www.aircon.panasonic.eu](http://www.aircon.panasonic.eu).



### Maintenance.

To meet the requirements of the standard warranty, the product must be maintained and serviced annually by a suitably trained and qualified engineer. This way we can extend the lifetime of the product.



### Repair.

Panasonic offers a wide range of service agreements, like Panasonic Service+ for a maximized product lifetime. Leave the care of your Panasonic products to the experts. In the unlikely event that something goes wrong, trust one of our qualified and Panasonic trained experts to get things back on track.



### Warranty.

In accordance with the regulations, Panasonic guarantees its products against hidden defects. Moreover, Panasonic grants to the professional purchaser a commercial warranty, specific to the product families, subject to compliance of all the rules of installation and use of its products.

## Panasonic Heating & Cooling Solutions customer service

Panasonic enables different channels for end users or professionals to get in touch with us:



Use our European website [www.aircon.panasonic.eu](http://www.aircon.panasonic.eu) for contacting us.

Panasonic has implemented a contact page on the Panasonic Heating & Cooling Solutions website for potential or existing Panasonic customers.



Another option is to contact the highly experienced teams at the Panasonic customer service center, who are more than qualified to support Panasonic clients in 13 different languages across Europe.

**Our service center for United Kingdom end customers:**

**0808 208 2115**

**Mo-Fr 9-17h**



[www.panasonic.co.uk/aircon](http://www.panasonic.co.uk/aircon)

heating & cooling solutions

Due to the ongoing innovation of our products, the specifications of this catalogue are valid barring typographic errors, and may be subject to minor modifications by the manufacturer without prior warning in order to improve the product. The total or partial reproduction of this catalogue is prohibited without the express authorisation of Panasonic Marketing Europe GmbH.

# Panasonic®

To find out how Panasonic cares for you, log on to:  
[www.panasonic.co.uk/aircon](http://www.panasonic.co.uk/aircon)

**General requests:**  
Email: [uk-aircon@eu.panasonic.com](mailto:uk-aircon@eu.panasonic.com)

**Sales administration team:**  
Email: [uk-aircon-salesadmin@eu.panasonic.com](mailto:uk-aircon-salesadmin@eu.panasonic.com)

**Technical service team:**  
Email: [uk-aircon-tech@eu.panasonic.com](mailto:uk-aircon-tech@eu.panasonic.com)  
UK Office : +44 (0) 1707 378670

**Panasonic Heating & Ventilation Air-Conditioning UK Ltd.**  
Registered Office: Ground Floor, Building 3, Albany Place, Hyde Way,  
Welwyn Garden City, Hertfordshire AL7 3BT  
Company Registration: 02371708



Do not add or replace refrigerant other than the specified type. Manufacturer is not responsible for the damage and deterioration in safety due to usage of the other refrigerant.  
Some outdoor units in this catalogue contains fluorinated greenhouse gases with a GWP higher than 150.

