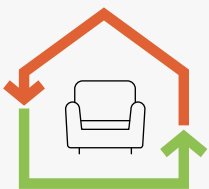


Aquarea A2W Heat Pump Price List 2023 / 2024



Panasonic environmental vision 2050

To achieve “a better life” and “a sustainable global environment,” Panasonic will work towards creation and more efficient utilisation of energy which exceeds the amount of energy used, aiming for a society with clean energy and a more comfortable lifestyle.



Energy used < Energy created

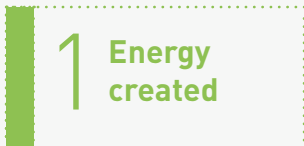
One initiative in the Panasonic environmental vision 2050 is offering products with greater energy efficiency. In 2018, we celebrated the 60th anniversary of our Heating & Cooling Solutions business. Our expertise gained over the years has helped us launch a range of products that contribute to a more carbon-free society.

Current status of energy used and energy created

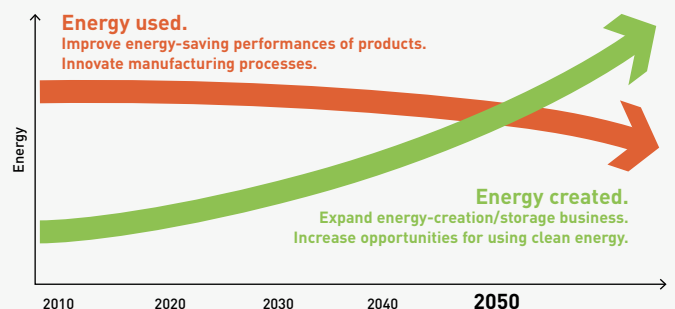
Energy used by Panasonic business activities and products.



Clean energy created and / or made available by Panasonic products, etc.



Working to realise environmental vision 2050





Vitalise the future with air.

These are times of exceptional challenge. If the world is to move forward confidently, it must overcome the serious threats of the new global pandemics and the degrading of the environment. It must find ways large and small to reduce the stresses that affect people's health and the stability of their communities.



Bringing nature's balance indoors.

nanoe™ X, technology with the benefits of hydroxyl radicals. In today's health-conscious world, we care about taking exercise, we care about what we eat and what we touch, we also care about what we breathe – and technology exists to bring good outdoor air, indoors.



100% Panasonic, the DNA of Japanese craftsmanship

Applying advanced technologies that truly make life better, we live by an unparalleled commitment to product quality. Panasonic is building on the Japanese tradition of uncompromising quality control worldwide, developing and manufacturing fine products and delivering them to customers everywhere.



A globally trusted air conditioning brand.

Panasonic – leading the way in Heating and Cooling. With more than 50 years of experience, selling to more than 120 countries around the world, Panasonic is one of the leaders in the heating and cooling sector. With a diverse network of production and R&D facilities, Panasonic delivers innovative products incorporating cutting-edge technologies that set the standard for air conditioners worldwide.



Quality Management System Certificate



ISO 9001: 2015
Panasonic Appliances Air-Conditioning
Malaysia. Sdn.Bhd.
Cert. No.: QMS 00413



GB/T 19001-2016/ISO 9001: 2015
Panasonic Appliances Air-Conditioning
(GuangZhou) Co., Ltd.
Registration Number: 01218Q30835R8L

Environmental Management System Certificate



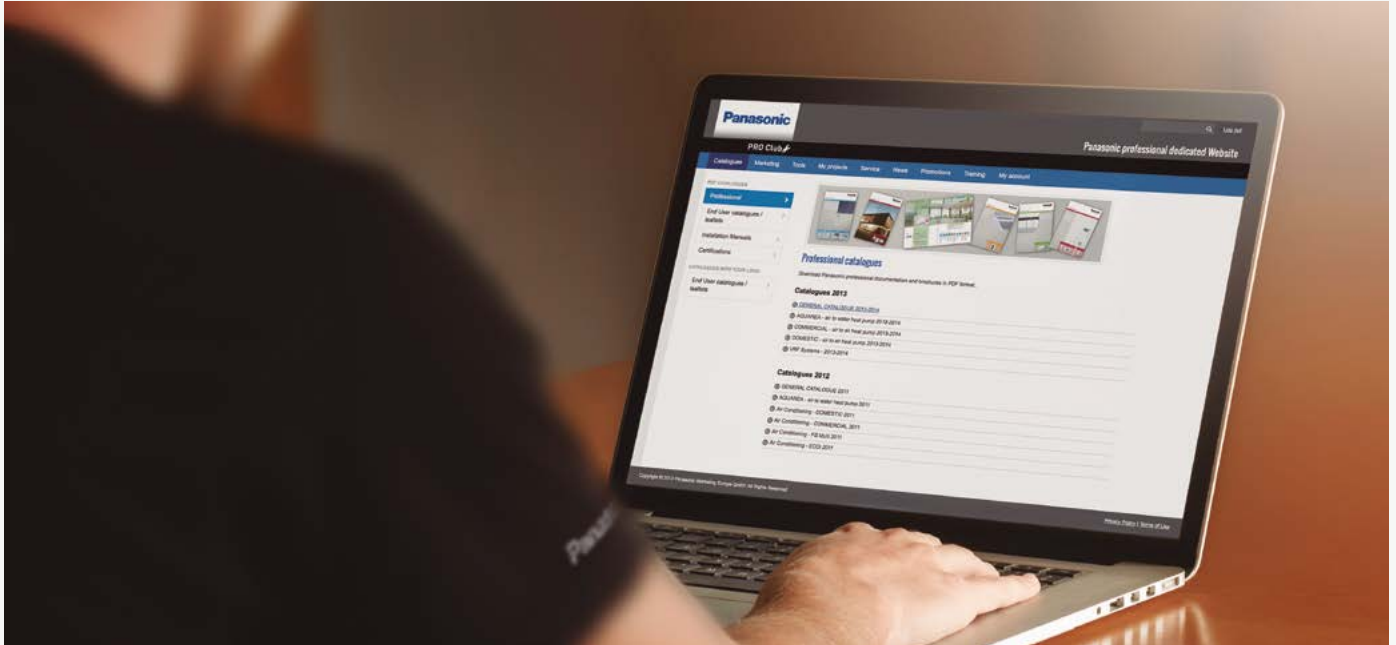
ISO 14001: 2015
Panasonic Appliances Air-Conditioning
Malaysia Sdn.Bhd.
Cert. No.: EMS 00109



GB/T 24001-2016/ISO 14001: 2015
Panasonic Appliances Air-Conditioning
(GuangZhou) Co., Ltd.
Registration Number: 02118E10944R7M

PRO Club. The professional website of Panasonic

Panasonic has an impressive range of support services for designers, specifiers, engineers and distributors working in the heating and cooling markets.



Panasonic PRO Club (www.panasonicproclub.com) is the online tool which makes your life easier! You just have to register and a lot of functionalities are freely available to you, where ever you are, from your computer or smartphone!

- Print catalogues with your logo and contact details
- Access to the extensive library of professional design, selection and calculation tools (Aquarea Designer, VRF software, chiller selector, etc.)
- Get documents of conformity and all other documents you may need
- Download all the service manuals, end user manuals and installation manuals
- Download energy labels in PDF format using the energy label generators
- Download Revit and CAD files and specification texts
- Know what to do with error codes (error code search by error code or unit ref.)
- PRO Academy: register for training
- Download product images in high resolutions, advertisements, deco guidelines
- Get to know special offers and promotions
- Find out about the latest news first



Easy download Panasonic service documentation and brochures



Customise leaflets with your logo and contact details. Save and print the PDF




Energy label generator. Download Energy labels of any device in PDF format



Error Code on your smartphone and your PC: Search by error code or model reference. Online version + downloadable version for offline use

Panasonic PRO Club is fully compatible with tablet computer and smartphone.

Visit www.panasonicproclub.com or connect simply with your smartphone to the PRO Club using this QR.



Panasonic provides bespoke software and tools helping system designers, installers and dealers to very quickly select, design and size systems or create wiring or hydraulic diagrams at the push of a button.

Aquarea Designer - online tool

With Panasonic's online tool, projects can be developed simply and easily. The newly developed tool is optimised to help HVAC professionals easily identify the most appropriate Aquarea air to water heat pump for a particular application.



Domestic AirCon Quick Selector

This user-friendly online tool for our domestic range allows to choose the best split or multi-split system for each project needs and get the specifications of that particular application.



New commercial AC design software

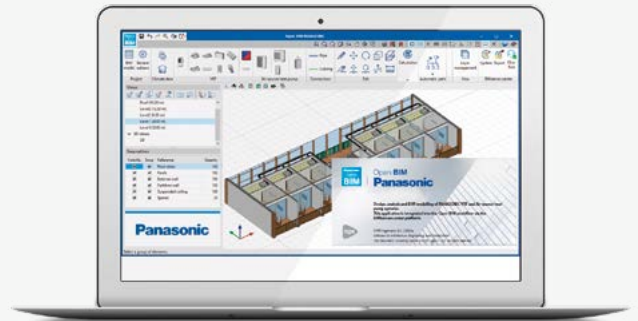
The commercial AC design software will be rebuilt with an improved user experience. The new software runs in the cloud and is always up to date with the latest products. An intuitive interface supports the most complicated designs, allows online sharing and project collaboration with multilingual support.

* Available from Spring 2023.



Open BIM

Design, analysis and BIM modeling of Panasonic VRF and Air to Water heat pump systems. Generates documents, 3D model, schematics and drawings. This application is integrated into the Open BIM workflow via the BIMserver.center platform.



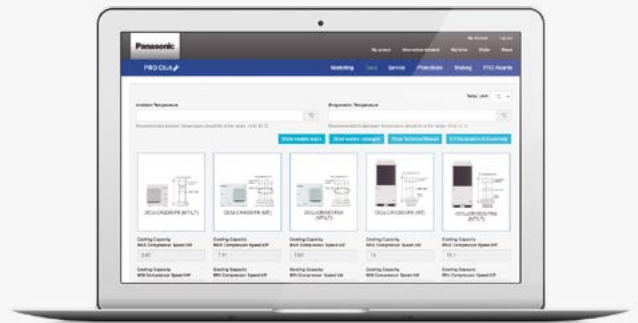
Chiller configurator

This online software solution offers a complete tool to allow the user to accurately calculate the performance at specified conditions, select and configure our range of commercial chillers, heat pumps and fan coils. It also provides a comprehensive report to share with customers and clients alike.



Refrigeration designer

This simple design tool supports engineers, installers, and technicians to make a quick calculation for commercial refrigeration systems.



AQUAREA



Welcome to Aquarea air to water heat pumps

From 3 kW to 16 kW, Panasonic's Aquarea air to water heat pumps range is one of the widest on the market, offering solutions for most properties, whatever their size and heating and cooling demands. Suitable for new build and refurbishment projects, the solutions are cost-effective with minimised environmental impact.

New Aquarea L Generation, with natural refrigerant R290.

- Ideal for retrofit applications
- Hydro connection between the indoor and outdoor unit
- Water outlet temperatures of up to 75 °C down to -10 °C
- Domestic hot water up to 65 °C without heater
- New indoor unit design plus a new outdoor unit in anthracite grey
- Wi-Fi adapter included



New Aquarea K Generation.

- Ideal solution for new build applications
- Water outlet temperatures of up to 60 °C down to -10 °C
- Available in High Performance and T-CAP ranges
- New indoor unit design plus a renewed outdoor unit in anthracite grey
- Seamless connectivity integration
- Remote controller designed in harmony with the whole system



T-CAP Monobloc in R32.

Offering the maximum comfort and flexibility, the Aquarea T-CAP Monobloc J Generation in R32 can maintain the heat pump output capacity until -20 °C outdoor temperature or reach up to 65 °C water outlet.



Aquarea Smart and Service Cloud.

A powerful and intuitive service for remotely controlling the full range of heating and hot water functions, including monitoring energy consumption. Aquarea Service Cloud allows installers to take care of their customers' heating systems remotely.



Aquarea Heat Pump line-up



All in One System.

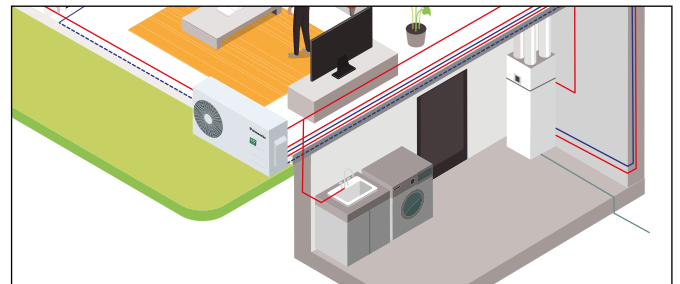
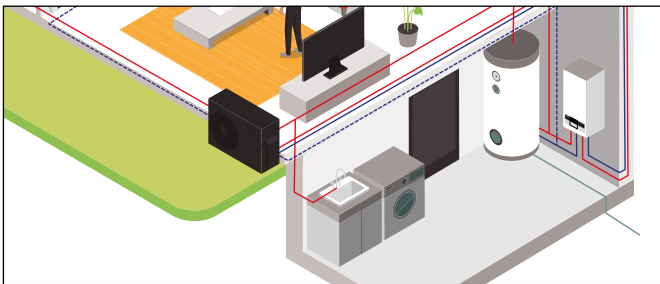
The system, consisting of separate indoor and outdoor units, connects to the heating and/or hot water system. The indoor unit includes a stainless steel DHW tank (185 L).

Bi-bloc System.

The system, consisting of separate indoor and outdoor units, connects to the heating and/or hot water system (tank not included).

Monobloc System.

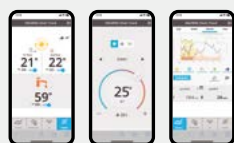
This only has an outdoor unit. The installation doesn't require a refrigerated connection and is only connected to the heating and/or hot water (tank not included).



Aquarea Smart Cloud for the users.

The most advanced heating control for today and for the future.

Aquarea can be connected to the Cloud*, enabling a powerful and intuitive service for remotely controlling the full range of heating and hot water functions, including monitoring energy consumption.



* Requires Wi-Fi adapter CZ-TAW1B.

Aquarea Service Cloud for installers.

The Aquarea Service Cloud allows installers to take care of their customers' heating systems remotely.

It saves time and money and shortens the response time, thus increasing the customers' satisfaction.

Panasonic Aquarea offers you solutions, helping to make the home more efficient and the installation cheaper and easier.





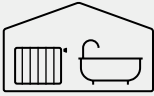
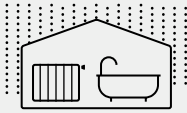

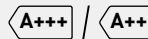
Aquarea High Performance

For new installations and low consumption homes.
 Outstanding efficiency and energy savings with minimised CO₂ emissions and minimum space. Improved performance with COPs up to 5.33 for J and K Generation 3 kW.
 Now also available with natural refrigerant R290.

Aquarea T-CAP




















For extremely low temperatures, refurbishment and innovation.
 Ideal to ensure that the heating capacity is maintained even at very low temperatures. This line-up is able to maintain the heat pump output capacity until -20 °C¹⁾ outdoor temperature without the help of an electrical booster heater.

1) At 35 °C flow temperature.

Aquarea High Performance	Aquarea T-CAP
	
Heating - Cooling - DHW	Heating - Cooling - DHW
Connectable to	
	
Radiators - Fan coil - Underfloor heating - DHW	Radiators - Fan coil - Underfloor heating - DHW
Application	
	
New buildings and retrofit	Extreme cold ambient and retrofit
Energy efficiency (Heating 35 °C / 55 °C ¹⁾)	
	
Control and connectivity	
Smart Grid Contact ²⁾ Wireless LAN Ready (included in L generation)	Smart Grid Contact ²⁾ Wireless LAN Ready

Generation	Aquarea High Performance			Aquarea T-CAP		
	J	K	L	H	J	K
Minimum outdoor temperature	-20 °C	-25 °C	-25 °C	-28 °C	-20 °C ³⁾	-28 °C
Maximum supply temperature for heating	60 °C	60 °C	75 °C ⁴⁾	60 °C ⁵⁾	65 °C ⁶⁾	65 °C ⁶⁾
Refrigerant	R32	R32	R290	R410A	R32	R32
Type	Monobloc	Split	Hydro-Split	Split	Monobloc	Split
Single phase capacities	5, 7, 9 kW	3, 5, 7, 9 kW	5, 7, 9 kW	9, 12 kW	9, 12 kW	9, 12 kW
Three phase capacities	—	—	—	16 kW	9, 12, 16 kW	9, 12 kW

All data in this chart is applicable in most of models in each line up, check product specs to confirm. 1) Scale from A+++ to D. 2) J and H Generations with CZ-NS4P. K and L Generations with CZ-NS5P. 3) 9, 12 and 16 kW. 4) DHW maximum temperature with heater. 5) In case of outdoor temperature over -10 °C. 6) It is possible to set temperature by 65 °C on remote controller. Normally, outlet water temperature is 60 °C or lower. In case of ΔT setting with remote controller is 15 °C and the outdoor ambient temperature is 5 to 20 °C, outlet water temperature 65 °C is possible.

	3 kW	5 kW	7 kW	
Aquarea High Performance	Hydro-Split All in One 1ph P. 14	  NEW WH-ADC0509L3E5UK ¹⁾ WH-WDG05LE5	  NEW WH-ADC0509L3E5UK ¹⁾ WH-WDG07LE5	
	Hydro-Split Bi-bloc 1ph P. 14	  NEW WH-SDC0509L3E5 WH-WDG05LE5	  NEW WH-SDC0509L3E5 WH-WDG07LE5	
	Refrigerant Split All in One 1ph P. 15	  NEW WH-ADC0309K3E5UK ¹⁾ WH-UDZ03KE5 WH-ADC0309J3E5UK WH-UD03JE5	  NEW WH-ADC0309K3E5UK ¹⁾ WH-UDZ05KE5 WH-ADC0309J3E5UK WH-UD05JE5	  NEW WH-ADC0309K3E5UK ¹⁾ WH-UDZ07KE5 WH-ADC0309J3E5UK WH-UD07JE5
	Refrigerant Split Bi-bloc 1ph P. 15	 NEW WH-SDC0309K3E5 ^{1) 2)} WH-UDZ03KE5 ²⁾	 NEW WH-SDC0309K3E5 ^{1) 2)} WH-UDZ05KE5 ²⁾	 NEW WH-SDC0309K3E5 ^{1) 2)} WH-UDZ07KE5 ²⁾
	Monobloc 1ph P. 16,		 WH-MDC05J3E5	 WH-MDC07J3E5
Refrigerant Split All in One 1ph P. 16				
Aquarea T-CAP	Refrigerant Split Bi-bloc 1ph/3ph P. 18			
	Monobloc 1ph/3ph P. 19			

Models with R290 refrigerant. Models with R32 refrigerant.
 1) Also available with 6 kW back-up heater. 2) Available Autumn 23. 3) Also available with 9 kW back-up heater.
 WH-__E5 1ph // WH-__E8 3ph.

9 kW

12 kW

16 kW



NEW
WH-ADC0509L3E5UK ¹⁾
WH-WDG09LE5



NEW
WH-SDC0509L3E5
WH-WDG09LE5



NEW
WH-ADC0309K3E5UK ¹⁾
WH-UDZ09KE5



NEW
WH-SDC0309K3E5 ^{1) 2)}
WH-UDZ09KE5 ²⁾



WH-MDC09J3E5



WH-MDC12H6E5



WH-MDC16H6E5



NEW
WH-ADC0912K6E5UK
WH-UXZ09KE5



NEW
WH-ADC0912K6E5UK
WH-UXZ12KE5



NEW
WH-SXC09K3E5 ^{1) 2)}
WH-UXZ09KE5 ²⁾
WH-SXC09K3E8 ^{2) 3)}
WH-UXZ09KE8 ²⁾
WH-SXC09H3E5
WH-UX09HE5



NEW
WH-SXC12K6E5 ²⁾
WH-UXZ12KE5 ²⁾
WH-SXC12K9E8 ²⁾
WH-UXZ12KE8 ²⁾
WH-SXC12H6E5
WH-UX12HE5



WH-SXC16H9E8
WH-UX16HE8



WH-MXC09J3E5
WH-MXC09J3E8



WH-MXC12J6E5
WH-MXC12J9E8



WH-MXC16J9E8

Aquarea components

Panasonic Aquarea A2W heat pumps come with a high level of components as standard that is required for your system to operate, no need to build a unit each time you order, this provides a true price of the unit rather than having to build it each time to find out, no hidden costs.

For a full list items included with each unit along with performance data, see the list below:

Type							Performance figures													
	Outdoor unit (WH-)	Indoor unit (WH-)	Generation version	Refrigerant	Single or three phase	2 Additional volume required on open circuit for defrost (l)	Maximum flow temperature (00c)	Eco-design average climate 35 °C η_p (%)	Eco-design average climate 350c (SCOP)	Eco-design average climate 550c η_p (%)	Eco-design average climate 55 °C (SCOP)	kW output (A 3 / W 35)	Mcs scop (A 3 / W 35)	Kw output (A 3 / W 45)	Mcs SCOP (A 3 / W 45)	Kw output (A 3 / W 55)	Mcs SCOP (A 3 / W 55)	Sound power level dB (EN12102 full power - A 7 / W 55)	Sound power level dB (quiet mode 3)	
Monobloc	MDC05J3E5	—	J	R32	Single	Zero	60	203	5,15	143	3,66	5,10	5,00	4,90	4,13	4,89	3,54	60	56	
Monobloc	MDC07J3E5	—	J	R32	Single	Zero	60	204	5,17	146	3,71	6,96	5,03	6,58	3,97	6,35	3,61	61	58	
Monobloc	MDC09J3E5	—	J	R32	Single	Zero	60	205	5,19	144	3,68	7,39	5,07	7,09	4,07	7,01	3,58	65	59	
Monobloc	MXC09J3E5	—	J	R32	Single	Zero	65	208	5,26	147	3,74	9,00	5,09	9,00	4,23	9,00	3,60	69	56	
Monobloc	MXC09J3E8	—	J	R32	Three	Zero	65	208	5,26	147	3,74	9,00	5,09	9,00	4,23	9,00	3,60	69	56	
Monobloc	MXC12J6E5	—	J	R32	Single	Zero	65	206	5,23	148	3,77	12,01	5,14	12,07	4,24	12,10	3,56	72	55	
Monobloc	MXC12J9E8	—	J	R32	Three	Zero	65	206	5,23	148	3,77	12,01	5,14	12,07	4,24	12,10	3,56	72	55	
Monobloc	MXC16J9E8	—	J	R32	Three	Zero	65	173	4,40	135	3,45	16,00	4,22	16,00	3,77	16,05	3,32	72	—	
Monobloc	WDG05LE5	SDC0509L3E5	L	R290	Single	Zero	75	202 ¹⁾	5.12 ¹⁾	142 ¹⁾	3.63 ¹⁾	TBC	TBC	TBC	TBC	TBC	TBC	TBC	TBC	
Monobloc	WDG07LE5	SDC0509L3E5	L	R290	Single	Zero	75	193 ¹⁾	4.90 ¹⁾	130 ¹⁾	3.32 ¹⁾	TBC	TBC	TBC	TBC	TBC	TBC	TBC	TBC	
Monobloc	WDG09LE5	SDC0509L3E5	L	R290	Single	Zero	75	193 ¹⁾	4.90 ¹⁾	130 ¹⁾	3.32 ¹⁾	TBC	TBC	TBC	TBC	TBC	TBC	TBC	TBC	
Monobloc	WXG09LE5	SXC0916L3E5	L	R290	Single	Zero	75	TBC	TBC	TBC	TBC	TBC	TBC	TBC	TBC	TBC	TBC	TBC	TBC	
Monobloc	WXG12LE5	SXC0916L6E5	L	R290	Single	Zero	75	TBC	TBC	TBC	TBC	TBC	TBC	TBC	TBC	TBC	TBC	TBC	TBC	
Monobloc	WXG16LE8	SXC0916L9E8	L	R290	Three	Zero	75	TBC	TBC	TBC	TBC	TBC	TBC	TBC	TBC	TBC	TBC	TBC	TBC	
Refrigerant Split	Bi-Bloc	UX09HE5	SXC09H3E5	H	R410A	Single	Zero	60	195	4,96	135	3,45	9,00	4,84	9,00	3,90	9,00	TBC	64	—
	Bi-Bloc	UX09HE8	SXC09H3E8	H	R410A	Three	Zero	60	195	4,96	135	3,45	9,00	4,84	9,00	3,90	9,00	TBC	64	—
	Bi-Bloc	UX12HE5	SXC12H6E5	H	R410A	Single	Zero	60	182	4,62	126	3,21	12,00	4,50	12,08	3,83	12,12	TBC	66	—
	Bi-Bloc	UX12HE8	SXC12H9E8	H	R410A	Three	Zero	60	182	4,62	126	3,21	12,00	4,50	12,08	3,83	12,12	TBC	66	—
	Bi-Bloc	UX16HE8	SXC16H9E8	H	R410A	Three	Zero	60	174	4,42	124	3,16	16,00	4,33	16,00	3,59	16,05	TBC	68	—
	Bi-Bloc	UDZ03KE5	SDC0309K3E5	K	R32	Single	Zero	60	200 ¹⁾	5.07 ¹⁾	136 ¹⁾	3.47 ¹⁾	TBC	TBC	TBC	TBC	TBC	TBC	TBC	TBC
	Bi-Bloc	UDZ05KE5	SDC0309K3E5	K	R32	Single	Zero	60	202 ¹⁾	5.12 ¹⁾	142 ¹⁾	3.63 ¹⁾	TBC	TBC	TBC	TBC	TBC	TBC	TBC	TBC
	Bi-Bloc	UDZ07KE5	SDC0309K3E5	K	R32	Single	Zero	60	193 ¹⁾	4.90 ¹⁾	142 ¹⁾	3.62 ¹⁾	TBC	TBC	TBC	TBC	TBC	TBC	TBC	TBC
	Bi-Bloc	UDZ09KE5	SDC0309K3E5	K	R32	Single	Zero	60	175 ¹⁾	4.44 ¹⁾	133 ¹⁾	3.41 ¹⁾	TBC	TBC	TBC	TBC	TBC	TBC	TBC	TBC
	Bi-Bloc	UXZ09KE5	SDC0916K3E5	K	R32	Single	Zero	60	TBC	TBC	TBC	TBC	TBC	TBC	TBC	TBC	TBC	TBC	TBC	TBC
	Bi-Bloc	UXZ09KE8	SDC0916K3E8	K	R32	Three	Zero	60	TBC	TBC	TBC	TBC	TBC	TBC	TBC	TBC	TBC	TBC	TBC	TBC
	Bi-Bloc	UXZ12KE5	SDC0916K6E5	K	R32	Single	Zero	60	TBC	TBC	TBC	TBC	TBC	TBC	TBC	TBC	TBC	TBC	TBC	TBC
	Bi-Bloc	UXZ12KE8	SDC0916K9E8	K	R32	Three	Zero	60	TBC	TBC	TBC	TBC	TBC	TBC	TBC	TBC	TBC	TBC	TBC	TBC
Bi-Bloc	UXZ16KE8	SDC0916K9E8	K	R32	Three	Zero	60	TBC	TBC	TBC	TBC	TBC	TBC	TBC	TBC	TBC	TBC	TBC	TBC	
Hydro-Split	All in One	WDG05LE5	ADC0509L3E5UK	L	R290	Single	Zero	75	202 ¹⁾	5.12 ¹⁾	142 ¹⁾	3.63 ¹⁾	TBC	TBC	TBC	TBC	TBC	TBC	TBC	
	All in One	WDG07LE5	ADC0509L3E5UK	L	R290	Single	Zero	75	193 ¹⁾	4.90 ¹⁾	130 ¹⁾	3.32 ¹⁾	TBC	TBC	TBC	TBC	TBC	TBC	TBC	
	All in One	WDG09LE5	ADC0509L3E5UK	L	R290	Single	Zero	75	193 ¹⁾	4.90 ¹⁾	130 ¹⁾	3.32 ¹⁾	TBC	TBC	TBC	TBC	TBC	TBC	TBC	
Refrigerant Split	All in One	UDZ03KE5	ADC0309K3E5UK	K	R32	Single	Zero	60	200 ¹⁾	5.07 ¹⁾	136 ¹⁾	3.47 ¹⁾	TBC	TBC	TBC	TBC	TBC	TBC	TBC	
	All in One	UDZ05KE5	ADC0309K3E5UK	K	R32	Single	Zero	60	202 ¹⁾	5.12 ¹⁾	142 ¹⁾	3.63 ¹⁾	TBC	TBC	TBC	TBC	TBC	TBC	TBC	
	All in One	UDZ07KE5	ADC0309K3E5UK	K	R32	Single	Zero	60	193 ¹⁾	4.90 ¹⁾	142 ¹⁾	3.62 ¹⁾	TBC	TBC	TBC	TBC	TBC	TBC	TBC	
	All in One	UDZ09KE5	ADC0309K3E5UK	K	R32	Single	Zero	60	175 ¹⁾	4.44 ¹⁾	133 ¹⁾	3.41 ¹⁾	TBC	TBC	TBC	TBC	TBC	TBC	TBC	
	All in One	UXZ09KE5	ADC0912K6E5UK	K	R32	Single	Zero	60	TBC	TBC	TBC	TBC	TBC	TBC	TBC	TBC	TBC	TBC	TBC	
	All in One	UXZ12KE5	ADC0912K6E5UK	K	R32	Single	Zero	60	TBC	TBC	TBC	TBC	TBC	TBC	TBC	TBC	TBC	TBC	TBC	TBC

1) Preliminary data. 2) Reduced volume may require back up heater operation to support defrost cycle.

Standard items included in unit

Aquarea Smart Cloud for remote control and maintenance (CZ-TAW1B)	Inline filter	Magnetic particle filter	Heating expansion vessel (l)	"A" rated circulation pump	Backup heater (kW)	Electronic flow sensor	Water pressure gauge	Floor mounting rail on outdoor unit	Pressure relief valve	Air purge valve
Yes	Yes	Yes	Yes (6)	Yes	Yes (3)	Yes	Yes	Yes	Yes	Yes
Yes	Yes	Yes	Yes (6)	Yes	Yes (3)	Yes	Yes	Yes	Yes	Yes
Yes	Yes	Yes	Yes (6)	Yes	Yes (3)	Yes	Yes	Yes	Yes	Yes
Yes	Yes	Yes	Yes (10)	Yes	Yes (3)	Yes	Yes	Yes	Yes	Yes
Yes	Yes	Yes	Yes (10)	Yes	Yes (3)	Yes	Yes	Yes	Yes	Yes
Yes	Yes	Yes	Yes (10)	Yes	Yes (6)	Yes	Yes	Yes	Yes	Yes
Yes	Yes	Yes	Yes (10)	Yes	Yes (6)	Yes	Yes	Yes	Yes	Yes
Yes	Yes	Yes	Yes (10)	Yes	Yes (9)	Yes	Yes	Yes	Yes	Yes
Yes	Yes	Yes	Yes	Yes	Yes (3)	Yes	Yes	No	Yes	Yes
Yes	Yes	Yes	Yes	Yes	Yes (3)	Yes	Yes	No	Yes	Yes
Yes	Yes	Yes	Yes	Yes	Yes (3)	Yes	Yes	No	Yes	Yes
Yes	Yes	Yes	Yes	Yes	Yes (3)	Yes	Yes	No	Yes	Yes
Yes	Yes	Yes	Yes	Yes	Yes (6)	Yes	Yes	No	Yes	Yes
Yes	Yes	Yes	Yes	Yes	Yes (9)	Yes	Yes	No	Yes	Yes

Yes	Yes	No	Yes (10)	Yes	Yes (3)	Yes	Yes	No	Yes	Yes
Yes	Yes	No	Yes (10)	Yes	Yes (3)	Yes	Yes	No	Yes	Yes
Yes	Yes	No	Yes (10)	Yes	Yes (6)	Yes	Yes	No	Yes	Yes
Yes	Yes	No	Yes (10)	Yes	Yes (6)	Yes	Yes	No	Yes	Yes
Yes	Yes	No	Yes (10)	Yes	Yes (9)	Yes	Yes	No	Yes	Yes
Yes	Yes	Yes	Yes	Yes	Yes (3)	Yes	Yes	No	Yes	Yes
Yes	Yes	Yes	Yes	Yes	Yes (3)	Yes	Yes	No	Yes	Yes
Yes	Yes	Yes	Yes	Yes	Yes (3)	Yes	Yes	No	Yes	Yes
Yes	Yes	Yes	Yes	Yes	Yes (3)	Yes	Yes	No	Yes	Yes
Yes	Yes	Yes	Yes	Yes	Yes (3)	Yes	Yes	No	Yes	Yes
Yes	Yes	Yes	Yes	Yes	Yes (3)	Yes	Yes	No	Yes	Yes
Yes	Yes	Yes	Yes	Yes	Yes (6)	Yes	Yes	No	Yes	Yes
Yes	Yes	Yes	Yes	Yes	Yes (9)	Yes	Yes	No	Yes	Yes
Yes	Yes	Yes	Yes	Yes	Yes (9)	Yes	Yes	No	Yes	Yes

Yes	Yes	Yes	Yes	Yes	Yes (3)	Yes	Yes	No	Yes	Yes
Yes	Yes	Yes	Yes	Yes	Yes (3)	Yes	Yes	No	Yes	Yes
Yes	Yes	Yes	Yes	Yes	Yes (3)	Yes	Yes	No	Yes	Yes
Yes	Yes	Yes	Yes	Yes	Yes (3)	Yes	Yes	No	Yes	Yes
Yes	Yes	Yes	Yes	Yes	Yes (3)	Yes	Yes	No	Yes	Yes
Yes	Yes	Yes	Yes	Yes	Yes (3)	Yes	Yes	No	Yes	Yes
Yes	Yes	Yes	Yes	Yes	Yes (3)	Yes	Yes	No	Yes	Yes
Yes	Yes	No	Yes	Yes	Yes (6)	Yes	Yes	No	Yes	Yes
Yes	Yes	No	Yes	Yes	Yes (6)	Yes	Yes	No	Yes	Yes

Optional items that can be added to the unit

Optional magnet for the water filter in H Generation models (PAW-A2W-MGTFILTER)	Anti-freeze valve (PAW-A2W-AFVLV)	3 Way valve for DHW tanks (PAW-3WYVLV-HW)	3 Way valve kit for inside the hydrokit (CZ-NV1)* (CZ-NV2)**	PCB for advanced functions J Generation (CZ-NS4P)* K and L Generations (CZ-NSSP)**	Aquarea Smart Cloud for remote control and maintenance (CZ-TAW1B)	Outdoor ambient sensor (PAW-A2W-T50D)	10 m extension cable for CZ-TAW1B (CZ-TAW1-CBL)	Zone room sensor (PAW-A2W-TSRT)	Zone water sensor (PAW-A2W-TSHC)	Buffer tank sensor (PAW-A2W-TSBU)
N/A	Yes	Yes	N/A	Yes*	Yes	Yes	Yes	Yes	Yes	Yes
N/A	Yes	Yes	N/A	Yes*	Yes	Yes	Yes	Yes	Yes	Yes
N/A	Yes	Yes	N/A	Yes*	N/A	Yes	Yes	Yes	Yes	Yes
N/A	Yes	Yes	N/A	Yes*	N/A	Yes	Yes	Yes	Yes	Yes
N/A	Yes	Yes	N/A	Yes*	N/A	Yes	Yes	Yes	Yes	Yes
N/A	Yes	Yes	N/A	Yes*	N/A	Yes	Yes	Yes	Yes	Yes
N/A	Yes	Yes	N/A	Yes*	N/A	Yes	Yes	Yes	Yes	Yes
N/A	Yes	Yes	N/A	Yes*	N/A	Yes	Yes	Yes	Yes	Yes
N/A	Yes	Yes	Yes**	Yes**	N/A	Yes	Yes	Yes	Yes	Yes
N/A	Yes	Yes	Yes**	Yes**	N/A	Yes	Yes	Yes	Yes	Yes
N/A	Yes	Yes	Yes**	Yes**	N/A	Yes	Yes	Yes	Yes	Yes
N/A	Yes	Yes	Yes**	Yes**	N/A	Yes	Yes	Yes	Yes	Yes
N/A	Yes	Yes	Yes**	Yes**	N/A	Yes	Yes	Yes	Yes	Yes
N/A	Yes	Yes	Yes**	Yes**	N/A	Yes	Yes	Yes	Yes	Yes
N/A	Yes	Yes	Yes**	Yes**	N/A	Yes	Yes	Yes	Yes	Yes

Yes	N/A	Yes	Yes	Yes	N/A	Yes	Yes	Yes	Yes	Yes
Yes	N/A	Yes	Yes	Yes	N/A	Yes	Yes	Yes	Yes	Yes
Yes	N/A	Yes	Yes	Yes	N/A	Yes	Yes	Yes	Yes	Yes
Yes	N/A	Yes	Yes	Yes	N/A	Yes	Yes	Yes	Yes	Yes
Yes	N/A	Yes	Yes	Yes	N/A	Yes	Yes	Yes	Yes	Yes
N/A	N/A	Yes	Yes*	Yes	N/A	Yes	Yes	Yes	Yes	Yes
N/A	N/A	Yes	Yes*	Yes	N/A	Yes	Yes	Yes	Yes	Yes
N/A	N/A	Yes	Yes*	Yes	N/A	Yes	Yes	Yes	Yes	Yes
N/A	N/A	Yes	Yes*	Yes	N/A	Yes	Yes	Yes	Yes	Yes
N/A	N/A	Yes	Yes*	Yes**	N/A	Yes	Yes	Yes	Yes	Yes
N/A	N/A	Yes	Yes*	Yes**	N/A	Yes	Yes	Yes	Yes	Yes
N/A	N/A	Yes	Yes*	Yes**	N/A	Yes	Yes	Yes	Yes	Yes
N/A	N/A	Yes	Yes*	Yes**	N/A	Yes	Yes	Yes	Yes	Yes
N/A	N/A	Yes	Yes*	Yes**	N/A	Yes	Yes	Yes	Yes	Yes
N/A	N/A	Yes	Yes*	Yes**	N/A	Yes	Yes	Yes	Yes	Yes

N/A	Yes	N/A	N/A	Yes**	N/A	Yes	Yes	Yes	Yes	Yes
N/A	Yes	N/A	N/A	Yes**	N/A	Yes	Yes	Yes	Yes	Yes
N/A	Yes	N/A	N/A	Yes**	N/A	Yes	Yes	Yes	Yes	Yes
N/A	N/A	N/A	N/A	Yes	N/A	Yes	Yes	Yes	Yes	Yes
N/A	N/A	N/A	N/A	Yes	N/A	Yes	Yes	Yes	Yes	Yes
N/A	N/A	N/A	N/A	Yes	N/A	Yes	Yes	Yes	Yes	Yes
N/A	N/A	N/A	N/A	Yes	N/A	Yes	Yes	Yes	Yes	Yes
N/A	N/A	N/A	N/A	Yes	N/A	Yes	Yes	Yes	Yes	Yes
N/A	N/A	N/A	N/A	Yes	N/A	Yes	Yes	Yes	Yes	Yes
N/A	N/A	N/A	N/A	Yes	N/A	Yes	Yes	Yes	Yes	Yes
N/A	N/A	N/A	N/A	Yes	N/A	Yes	Yes	Yes	Yes	Yes
N/A	N/A	N/A	N/A	Yes	N/A	Yes	Yes	Yes	Yes	Yes
N/A	N/A	N/A	N/A	Yes	N/A	Yes	Yes	Yes	Yes	Yes
N/A	N/A	N/A	N/A	Yes	N/A	Yes	Yes	Yes	Yes	Yes

Aquarea High Performance Hydro-Split

NEW Aquarea High Performance Hydro-Split All in One L Generation Single phase. Heating and Cooling - R290

Wi-Fi adapter included.

Indoor unit (H x W x D): 1642 x 599 x 602 mm.

Operation range down to -25 °C in heating.



New 2023



Kit	Heating capacity / COP		Cooling capacity / EER	Energy class Heat / Cool		Indoor unit	Weight	Outdoor unit		RRP	
	A +7 °C, W 35 °C	A +7 °C, W 55 °C		A 35 °C, W 18 °C	W 35 °C / W 55 °C			DHW	Dimension		Weight
	kW / COP	kW / COP	kW / EER	A+++ to D	A+ to F		kg	mm	kg	£	
1ph KIT-ADC05L3E5UK	5.00/5.05	5.00/3.07	5.00/5.00	A+++ / A++	A+	WH-ADC0509L3E5UK	93	WH-WDG05LE5	996 x 980 x 430	98	7,150
KIT-ADC07L3E5UK	7.00/4.93	7.00/2.98	7.00/4.73	A+++ / A++	A+	WH-ADC0509L3E5UK	93	WH-WDG07LE5	996 x 980 x 430	98	7,266
KIT-ADC09L3E5UK	9.00/4.55	8.90/3.03	9.00/4.19	A+++ / A++	A+	WH-ADC0509L3E5UK	93	WH-WDG09LE5	996 x 980 x 430	97	7,534

Piping information				
Kit	kW	5.0	7.0	9.0
Water pipe connector (in / out)	Inch	1/1	1/1	1/1
Pipe length range standard / maximum	m	5/30	5/30	5/30
Elevation difference (in / out)	m	10	10	10

Electrical information (power supply to indoor)				
Single phase				
Kit	kW	5.0	7.0	9.0
Electric backup heater	kW	3.00	3.00	3.00
Recommended RCD, supply 1 / 2	A	25/16	25/16	25/16
Recommended minimum cable size, supply 1 / 2 ¹⁾	mm ²	3x2.5/3x1.5	3x2.5/3x1.5	3x2.5/3x1.5

1) Check local regulations.* EER and COP calculation is based in accordance to EN14511. ** This product is designed to comply with the European Water Quality Directive 98/83/EC amended by 2015/1787/EU. The lifespan of the product is not guaranteed in the case of the use of groundwater, such as spring water or well water, the use of tap water when salt or other impurities are contained, nor in areas of acidic water quality. Maintenance and warranty costs related to these cases are the customer's responsibility.

NEW Aquarea High Performance Hydro-Split Bi-bloc L Generation Single phase. Heating and Cooling - R290

Wi-Fi adapter included.

Indoor unit (H x W x D): 892 x 500 x 348 mm.

Operation range down to -25 °C in heating.



New 2023



Tentative data

Kit	Heating capacity / COP		Cooling capacity / EER	Energy class Heat / Cool		Indoor unit	Weight	Outdoor unit		RRP	
	A +7 °C, W 35 °C	A +7 °C, W 55 °C		A 35 °C, W 18 °C	W 35 °C / W 55 °C)			DHW	Dimension		Weight
	kW / COP	kW / COP	kW / EER	A+++ to D	A+ to F		kg	mm	kg	£	
1ph KIT-WC05L3E5	5.00/5.05	5.00/3.07	5.00/3.23	A+++ / A++	A+	WH-SDC0509L3E5	—	WH-WDG05LE5	996 x 980 x 430	98	4,069
KIT-WC07L3E5	7.00/4.93	7.00/2.98	7.00/3.03	A+++ / A++	A+	WH-SDC0509L3E5	—	WH-WDG07LE5	996 x 980 x 430	98	4,185
KIT-WC09L3E5	9.00/4.55	8.90/3.03	8.20/2.82	A+++ / A++	A+	WH-SDC0509L3E5	—	WH-WDG09LE5	996 x 980 x 430	97	4,453

Piping information				
Kit	kW	5.0	7.0	9.0
Water pipe connector (in / out)	Inch	1/1	1/1	1/1
Pipe length range standard / maximum	m	5/30	5/30	5/30
Elevation difference (in / out)	m	10	10	10

Electrical information (power supply to indoor)				
Single phase				
Kit	kW	5.0	7.0	9.0
Electric backup heater	kW	3.00	3.00	3.00
Recommended fuse	A	25/16	25/16	25/16
Recommended minimum cable size, supply 1 / 2 ¹⁾	mm ²	3x2.5/3x1.5	3x2.5/3x1.5	3x2.5/3x1.5

1) Check local regulations.* EER and COP calculation is based in accordance to EN14511. ** This product is designed to comply with the European Water Quality Directive 98/83/EC amended by 2015/1787/EU. The lifespan of the product is not guaranteed in the case of the use of groundwater, such as spring water or well water, the use of tap water when salt or other impurities are contained, nor in areas of acidic water quality. Maintenance and warranty costs related to these cases are the customer's responsibility. *** Tentative data.

Aquarea High Performance

NEW Aquarea High Performance Refrigerant Split All in One K Generation Single phase. Heating and Cooling · R32

Wi-Fi adapter included.

Indoor unit (HxWxD): 1642x599x602 mm.

Operation range down to -25 °C¹⁾ in heating.

New 2023



Kit	Heating capacity / COP		Cooling capacity / EER	Energy class		Indoor unit	Weight	Outdoor unit		RRP		
	A +7 °C, W 35 °C	A +7 °C, W 55 °C		Heat / Cool	DHW			Dimension	Weight			
	kW / COP	kW / COP	kW / EER	A+++ to D	A+ to F	HxWxD	mm	kg	£			
1ph	KIT-ADC03K3E5UK	3.20/5.33	— / —	— / —	A+++ / A++	A+	WH-ADC0309K3E5UK	100	WH-UDZ03KE5	622x824x298	37	6,455
	KIT-ADC05K3E5UK	5.00/5.10	5.00/3.03	5.00/4.90	A+++ / A++	A+	WH-ADC0309K3E5UK	100	WH-UDZ05KE5	795x875x320	55	6,575
	KIT-ADC07K3E5UK	7.00/4.86	7.00/2.92	6.70/4.72	A+++ / A++	A+	WH-ADC0309K3E5UK	100	WH-UDZ07KE5	795x875x320	55	6,679
	KIT-ADC09K3E5UK	9.00/4.55	8.90/2.93	9.00/4.18	A+++ / A++	A+	WH-ADC0309K3E5UK	100	WH-UDZ09KE5	795x875x320	55	6,918

Piping information					
Kit	kW	3.0	5.0	7.0	9.0
Piping diameter (liquid - gas)	Inch	1/4 - 1/2	1/4 - 5/8	1/4 - 5/8	1/4 - 5/8
Pipe length range	m	3-25	3-40 / 3-50 ¹⁾	3-40 / 3-50 ¹⁾	3-40 / 3-50 ¹⁾
Elevation difference (in / out)	m	20	30	30	30
Pre-charged pipe length	m	10	10	10	10
Additional gas amount	g/m	20	25	25	25

Electrical information (power supply to indoor)					
Single phase					
Kit	kW	3.0	5.0	7.0	9.0
Electric backup heater	kW	3.00	3.00	3.00	3.00
Recommended fuse	A	16/16	16/16	25/16	25/16
Recommended minimum cable size, supply 1 / 2 ²⁾	mm ²	3x1.5 / 3x1.5	3x1.5 / 3x1.5	3x2.5 / 3x1.5	3x2.5 / 3x1.5

1) Operation range down to -25 °C in heating with 3-40 m pipe length range, operation range down to -15 °C in heating with 3-50 m pipe length range. 2) Check local regulations.* EER and COP calculation is based in accordance to EN14511. ** This product is designed to comply with the European Water Quality Directive 98/83/EC amended by 2015/1787/EU. The lifespan of the product is not guaranteed in the case of the use of groundwater, such as spring water or well water, the use of tap water when salt or other impurities are contained, nor in areas of acidic water quality. Maintenance and warranty costs related to these cases are the customer's responsibility.

NEW Aquarea High Performance Refrigerant Split Bi-bloc K Generation Single phase. Heating and Cooling · R32

Wi-Fi adapter included.

Indoor unit (HxWxD): 892x500x348 mm.

Operation range down to -25 °C¹⁾ in heating.

New 2023



Tentative data

Kit	Heating capacity / COP		Cooling capacity / EER	Energy class		Indoor unit	Weight	Outdoor unit		RRP	
	A +7 °C, W 35 °C	A +7 °C, W 55 °C		Heat / Cool	(W 35 °C / W 55 °C)			Dimension	Weight		
	kW / COP	kW / COP	kW / EER	A+++ to D	A+ to F	HxWxD	mm	kg	£		
1ph	KIT-WC03K3E5	3.20/5.33	3.20/2.81	3.20/3.52	A+++ / A++	WH-SDC0309K3E5		WH-UDZ03KE5	622x824x298	37	3,690
	KIT-WC05K3E5	5.00/5.10	5.00/3.03	5.00/3.05	A+++ / A++	WH-SDC0309K3E5		WH-UDZ05KE5	795x875x320	55	3,810
	KIT-WC07K3E5	7.00/4.86	7.00/2.92	6.70/3.03	A+++ / A++	WH-SDC0309K3E5		WH-UDZ07KE5	795x875x320	55	3,914
	KIT-WC09K3E5	9.00/4.55	8.90/2.93	8.20/2.72	A+++ / A++	WH-SDC0309K3E5		WH-UDZ09KE5	795x875x320	55	4,153

Piping information					
Kit	kW	3.0	5.0	7.0	9.0
Piping diameter (liquid - gas)	Inch	1/4 - 1/2	1/4 - 5/8	1/4 - 5/8	1/4 - 5/8
Pipe length range	m	3-25	3-40 / 3-50 ¹⁾	3-40 / 3-50 ¹⁾	3-40 / 3-50 ¹⁾
Elevation difference (in / out)	m	20	30	30	30
Pre-charged pipe length	m	10	10	10	10
Additional gas amount	g/m	20	25	25	25

Electrical information (power supply to indoor)					
Single phase					
Kit	kW	3.0	5.0	7.0	9.0
Electric backup heater	kW	3.00	3.00	3.00	3.00
Recommended fuse	A	16/16	16/16	25/16	25/16
Recommended minimum cable size, supply 1 / 2 ²⁾	mm ²	3x1.5 / 3x1.5	3x1.5 / 3x1.5	3x2.5 / 3x1.5	3x2.5 / 3x1.5

1) Operation range down to -25 °C in heating with 3-40 m pipe length range, operation range down to -15 °C in heating with 3-50 m pipe length range. 2) Check local regulations.* EER and COP calculation is based in accordance to EN14511. ** This product is designed to comply with the European Water Quality Directive 98/83/EC amended by 2015/1787/EU. The lifespan of the product is not guaranteed in the case of the use of groundwater, such as spring water or well water, the use of tap water when salt or other impurities are contained, nor in areas of acidic water quality. Maintenance and warranty costs related to these cases are the customer's responsibility.

Aquarea High Performance

Aquarea High Performance Monobloc J Generation Single phase. Heating and Cooling - MDC · R32

Wi-Fi adapter included.

Operation range down to -20 °C in heating.



Outdoor unit	Heating capacity / COP		Cooling capacity / EER		Energy class Heat / Cool [W 35 °C / W 55 °C] A+++ to D	Dimension H x W x D mm	Weight kg	RRP £
	A +7 °C, W 35 °C kW / COP	A +7 °C, W 55 °C kW / COP	A 35 °C, W 18 °C kW / EER					
1ph KIT-MDC05J3E5	5.00/5.08	5.00/3.01	5.00/5.05		A+++ / A++	865 x 1283 x 320	99	3,023
KIT-MDC07J3E5	7.00/4.76	7.00/2.82	7.00/4.73		A+++ / A++	865 x 1283 x 320	104	3,542
KIT-MDC09J3E5	9.00/4.48	8.95/2.78	9.00/4.25		A+++ / A++	865 x 1283 x 320	104	3,891

Piping information				
Outdoor unit	kW	5.0	7.0	9.0
Water pipe connector	Inch	R1¼	R1¼	R1¼

Electrical information (power supply to indoor)				
Single phase				
Outdoor unit	kW	5.0	7.0	9.0
Electric backup heater	kW	3.00	3.00	3.00
Recommended fuse	A	30/15	30/15	30/16
Recommended minimum cable size, supply 1 / 2 ¹⁾	mm ²	3 x 1.5/3 x 1.5	3 x 2.5/3 x 1.5	3 x 2.5/3 x 1.5

1) Check local regulations.* EER and COP calculation is based in accordance to EN14511.

Aquarea High Performance Mono-bloc H Generation Single phase. Heating and Cooling - MDC · R410A

Optional Wi-Fi adapter (CZ-TAW1B).

Operation range down to -20 °C in heating.



Outdoor unit	Heating capacity / COP		Cooling capacity / EER		SCOP W 35 °C / W 55 °C	Energy class (heating) W 35 °C / W 55 °C A+++ to D	Dimension H x W x D mm	Weight kg	RRP £
	A +7 °C, W 35 °C kW/COP	A +7 °C, W 55 °C kW/COP	A 35 °C, W 18 °C kW/EER						
1ph WH-MDC12H6E5	12.00/4.74	12.00/2.93	9.39/4.65		4.82/3.42	A+++ / A++	1410 x 1283 x 320	140	4,781
WH-MDC16H6E5	16.00/4.28	14.50/2.72	11.40/4.10		4.82/3.33	A+++ / A++	1410 x 1283 x 320	140	5,568

Piping information				
Outdoor unit	kW	12.0	16.0	
Water pipe connector	Inch	R1¼	R1¼	

Electrical information (power supply to indoor)				
Single phase				
Outdoor unit	kW	12.0	16.0	
Electric backup heater	kW	6.00	6.00	
Recommended fuse	A	30/30	30/30	
Recommended minimum cable size, supply 1 / 2 ¹⁾	mm ²	3 x 4.0 or 6.0/3 x 4.0	3 x 4.0 or 6.0/3 x 4.0	

1) Check local regulations.* EER and COP calculation is based in accordance to EN14511.

Aquarea T-CAP

NEW Aquarea T-CAP Refrigerant Split All in One K Generation Single phase. Heating and Cooling - R32

Wi-Fi adapter included.

Indoor unit (H x W x D): 1642 x 599 x 602 mm.

Operation range down to -28 °C in heating.

New 2023



Kit	Heating capacity / COP		Cooling capacity / EER		Energy class Heat / Cool W 35 °C / W 55 °C DHW A+++ to D A+ to F		Indoor unit Weight kg	Outdoor unit Dimension H x W x D mm		Weight kg	RRP £	
	A +7 °C, W 35 °C kW / COP	A +7 °C, W 55 °C kW / COP	A 35 °C, W 7 °C kW / EER									
1ph KIT-AXC09KE5UK	9.00/5.03	9.00/3.07	8.80/3.11		A+++ / A++	A	WH-ADC0912K6E5UK	101	WH-UXZ09KE5	1340 x 900 x 320	88	8,442
KIT-AXC12KE5UK	12.10/4.84	12.10/3.04	10.70/2.68		A+++ / A++	A	WH-ADC0912K6E5UK	101	WH-UXZ12KE5	1340 x 900 x 320	88	9,455

Piping information				
Kit	kW	9.0	12.0	
Piping diameter (liquid - gas)	Inch	1/4 - 1/2	1/4 - 1/2	
Pipe length range	m	3-30	3-30	
Elevation difference (in / out)	m	20	20	
Pre-charged pipe length	m	10	10	
Additional gas amount	g/m	30	30	

Electrical information (power supply to indoor)				
Single phase				
Kit	kW	9.0	12.0	
Electric backup heater	kW	6.00	6.00	
Recommended fuse	A	30/30	30/30	
Recommended minimum cable size, supply 1 / 2 ¹⁾	mm ²	3 x 4.0/3 x 4.0	3 x 4.0/3 x 4.0	

1) Check local regulations.* EER and COP calculation is based in accordance to EN14511. ** This product is designed to comply with the European Water Quality Directive 98/83/EC amended by 2015/1787/EU. The lifespan of the product is not guaranteed in the case of the use of groundwater, such as spring water or well water, the use of tap water when salt or other impurities are contained, nor in areas of acidic water quality. Maintenance and warranty costs related to these cases are the customer's responsibility. *** Available Autumn 23. **** Tentative data.

Aquarea T-CAP.

For retrofit and new builds, Aquarea T-CAP is the ideal solution for those installations where the output capacity is demanding. The entire Aquarea T-CAP line-up is excellent for replacing gas or oil boilers and for connecting to new underfloor heating, radiators or fan coil units. Aquarea T-CAP can maintain the heat pump output capacity until $-20\text{ }^{\circ}\text{C}$ ¹⁾ outdoor temperature without the help of an electrical booster heater, offering high heating capacity even at low ambient temperatures.

¹⁾ At $35\text{ }^{\circ}\text{C}$ flow temperature.



Aquarea T-CAP Mono-bloc J Generation R32.

R32 Refrigerant: A 'small' change that changes everything.

With Mono-bloc, the refrigerant circuit is sealed inside the outdoor unit, so there is no need to worry about the amount of refrigerant per room.

$65\text{ }^{\circ}\text{C}$ ¹⁾ water temperature possible.

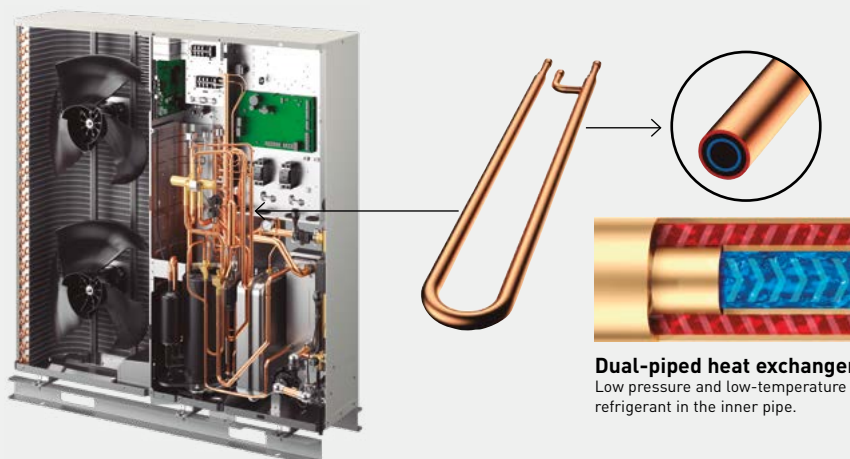
By optimising the system and the refrigerant cycle, the unit can work under higher pressure and realise a water temperature of $65\text{ }^{\circ}\text{C}$.

¹⁾ In case of ΔT setting with remote controller is $15\text{ }^{\circ}\text{C}$ and outdoor ambient temperature is $5\text{ to }20\text{ }^{\circ}\text{C}$, $65\text{ }^{\circ}\text{C}$ hot water temperature is possible. Even with the T-CAP series, capacity will drop when water temperature reaches $65\text{ }^{\circ}\text{C}$.



How Aquarea T-CAP maintains performance even at $-20\text{ }^{\circ}\text{C}$ outdoors

A patent has been obtained for technology that can maintain heating capacity even in low outdoor temperatures through optimal control that comes from incorporating dual-piped heat exchanger into the refrigeration cycle.



Dual-piped heat exchanger.
Low pressure and low-temperature refrigerant in the inner pipe.

Aquarea T-CAP

NEW Aquarea T-CAP Refrigerant Split Bi-bloc K Generation Single phase / Three phase. Heating and Cooling - R32

Wi-Fi adapter included.

Indoor unit (H x W x D): 892 x 500 x 348 mm.

Operation range down to -28 °C in heating.

New 2023



Tentative data

Kit	Heating capacity / COP		Cooling capacity / EER	Energy class	Indoor unit	Weight	Outdoor unit	Dimension	Weight	RRP
	A +7 °C, W 35 °C	A +7 °C, W 55 °C	A 35 °C, W 7 °C	Heat / Cool (W 35 °C / W 55 °C)		kg		H x W x D	kg	£
	kW / COP	kW / COP	kW / EER	A+++ to D				mm		
Kit 3 kW electric heater										
1ph	KIT-WXC09K3E5	9.00/5.03	9.00/3.07	8.80/3.11	A+++ / A++	—	WH-SXC09K3E5	1340 x 900 x 320	88	5,185
3ph	KIT-WXC09K3E8	9.00/5.03	—	8.80/3.11	A+++ / A++	—	WH-SXC09K3E8	1340 x 900 x 320	88	6,667
Kit 6 kW electric heater										
1ph	KIT-WXC12K6E5	12.10/4.84	12.10/3.04	10.70/2.68	A+++ / A++	—	WH-SXC12K6E5	1340 x 900 x 320	88	6,450
Kit 9 kW electric heater										
3ph	KIT-WXC12K9E8	12.10/4.84	12.10/3.04	10.70/2.68	A+++ / A++	—	WH-SXC12K9E8	1340 x 900 x 320	88	7,219

Piping information				Electrical information (power supply to indoor)					
Kit	kW	9.0	12.0	Kit	kW	9.0	12.0	9.0	12.0
Piping diameter (liquid - gas)	Inch	1/4-1/2	1/4-1/2	Electric backup heater	kW	3.00	6.00	3.00	9.00
Pipe length range	m	3-30	3-30	Recommended fuse	A	—	—	—	—
Elevation difference (in / out)	m	20	20	Recommended minimum cable size, supply 1 / 2 ¹⁾	mm ²	—	—	—	—
Pre-charged pipe length	m	10	10						
Additional gas amount	g/m	30	30						

1) Check local regulations.* EER and COP calculation is based in accordance to EN14511. ** This product is designed to comply with the European Water Quality Directive 98/83/EC amended by 2015/1787/EU. The lifespan of the product is not guaranteed in the case of the use of groundwater, such as spring water or well water, the use of tap water when salt or other impurities are contained, nor in areas of acidic water quality. Maintenance and warranty costs related to these cases are the customer's responsibility. *** Tentative data.

Aquarea T-CAP Refrigerant Split Bi-bloc H Generation Single phase / Three phase. Heating and Cooling - SXC - R410A

Wi-Fi adapter included.

Indoor unit (H x W x D): 892 x 500 x 340 mm.

Operation range down to -28 °C in heating.



Kit	Heating capacity / COP		Cooling capacity / EER	Energy class	Indoor unit	Weight	Outdoor unit	Dimension	Weight	RRP
	A +7 °C, W 35 °C	A +7 °C, W 55 °C	A 35 °C, W 18 °C	Heat / Cool (W 35 °C / W 55 °C)		kg		H x W x D	kg	£
	kW / COP	kW / COP	kW / EER	A+++ to D				mm		
1ph	KIT-WXC09H3E5	9.00/4.84	9.00/2.94	7.00/5.19	A+++ / A++	43	WH-SXC09H3E5	1340 x 900 x 320	101	4,593
	KIT-WXC12H6E5	12.00/4.74	12.00/2.88	10.00/5.13	A++ / A++	43	WH-SXC12H6E5	1340 x 900 x 320	101	5,753
3ph	KIT-WXC16H9E8	16.00/4.28	16.00/2.71	12.20/3.49	A++ / A++	45	WH-SXC16H9E8	1340 x 900 x 320	118	7,627

Piping information				Electrical information (power supply to indoor)					
Kit	kW	9.0	12.0	16.0	Kit	kW	9.0	12.0	16.0
Piping diameter (liquid - gas)	Inch	3/8-5/8	3/8-5/8	3/8-5/8	Electric backup heater	kW	3.00	6.00	9.00
Pipe length range	m	3-30	3-30	3-30	Recommended fuse	A	30/30	30/30	16/16
Elevation difference (in / out)	m	20	20	20	Recommended minimum cable size, supply 1 / 2 ¹⁾	mm ²	3 x 4.0 or 6.0 / 3 x 4.0	3 x 4.0 or 6.0 / 3 x 4.0	5 x 1.5 / 5 x 1.5
Pre-charged pipe length	m	10	10	10					
Additional gas amount	g/m	50	50	50					

1) Check local regulations.* EER and COP calculation is based in accordance to EN14511.

Aquarea T-CAP

Aquarea T-CAP Monobloc J Generation Single phase / Three phase. Heating and Cooling - MXC · R32

Wi-Fi adapter included.

Operation range down to -20 °C in heating.



Outdoor unit	Heating capacity / COP		Cooling capacity / EER	Energy class	Dimension	Weight	RRP	
	A +7 °C, W 35 °C kW / COP	A +7 °C, W 55 °C kW / COP	A 35 °C, W 18 °C kW / EER	Heat / Cool (W 35 °C / W 55 °C) A+++ to D	H x W x D mm	kg	€	
1ph	KIT-MXC09J3E5	9.00/5.08	9.00/3.08	9.00/4.62	A+++ / A++	1410x1283x320	140	4,837
	KIT-MXC12J6E5	12.00/4.80	12.00/3.05	12.00/3.95	A+++ / A++	1410x1283x320	140	6,005
3ph	KIT-MXC16J9E8	16.00/4.52	16.00/2.86	16.00/3.75	A+++ / A++	1410x1283x320	150	7,707

Piping information				
Outdoor unit	kW	9.0	12.0	16.0
Water pipe connector	Inch	R 1¼	R 1¼	R 1¼

Electrical information (power supply to indoor)				
Outdoor unit	kW	Single phase		Three phase
		9.0	12.0	16.0
Electric backup heater	kW	3.00	6.00	9.00
Recommended fuse	A	30/30	30/30	20/20
Recommended minimum cable size, supply 1 / 2 ¹⁾	mm ²	3 x 4.0 or 6.0 / 3 x 4.0	3 x 4.0 or 6.0 / 3 x 4.0	5 x 1.5 / 5 x 1.5

1) Check local regulations. * EER and COP calculation is based in accordance to EN14511.

Aquarea Designer - online tool.

With Panasonic's online tool, projects can be developed simply and easily. The newly developed tool is optimised to help professionals easily identify the most appropriate Aquarea air to water heat pump for a particular application.



Hydraulic scheme generator.

This tool allows costumers to select the scheme between more than 110 different type according to their installation requirements in a simple way. It possible to download hydraulic and electric part in pdf and in cad file. Moreover it is available a list, one for each scheme type, with the Panasonic codes and third party codes that the costumers need to realise the installation in a proper way.

AR Heat Pump Viewer.

This tool allows you to see how a Panasonic Aquarea Heat Pump looks in a home, utilising augmented reality.



Heating demand calculator.

This software can quickly and easily determine the heating requirements for the rooms in a project. The Heating demand calculator will help determine approximately how much power is needed to heat each room individually. The result in kilowatts will help you choose the heat pump best suited to your needs.

Fan coils

Smart fan coils

Extremely compact (only 129 mm deep).
Touch screen thermostat.
3-way valve included.




Fan coils	Total capacity		Air flow Max m ³ /min	Dimension H x W x D mm	Weight kg	RRP £	
	Cooling Med kW	Heating Med kW					
1ph	PAW-AAIR-200-2	0.5	0.4	2.7	735 x 579 x 129	17	720
	PAW-AAIR-700-2	0.9	0.8	5.3	935 x 579 x 129	20	779
	PAW-AAIR-900-2	1.6	1.2	7.7	1135 x 579 x 129	23	933
	NEW PAW-AAIR-1100-2	1.8	1.4	9.6	1335 x 579 x 129	26	TBC

* Smart fan coils is produced by Innova.

Fan coils - ducted

2 and 4-pipe, left and right hand configurations.
5-speed AC fan motor(s).
2 way or 3 way ON / OFF valves.



Fan coils	Left connection	Right connection	Total capacity		Air flow Max m ³ /min	External pressure Max Pa	Dimension H x W x D mm	Weight kg	RRP £	
			Cooling ¹⁾ Med kW	Heating ²⁾ Med kW						
1ph	2-pipe	PAW-FC2A-D040L	PAW-FC2A-D040R	2.4	2.9	499	85	220 x 938 x 430	20	380
		PAW-FC2A-D060L	PAW-FC2A-D060R	4.6	5.3	933	115	220 x 1307 x 430	26	459
	4-pipe	PAW-FC4A-D040L	PAW-FC4A-D040R	2.3	1.6	467	85	220 x 938 x 430	22	408
		PAW-FC4A-D060L	PAW-FC4A-D060R	4.4	2.9	885	115	220 x 1307 x 430	28	496

Water connections information

Fan coils	040	060
Type	Female gas threaded	Female gas threaded
Water connections	Inch 1/2	1/2

1) According to Eurovent standard. Air: 27 °C DB / 19 °C WB. Water in / out: 7 °C / 12 °C. 2) Air: 20 °C. Water in / out: 50 °C / 45 °C. Values indicated are for 0 Pa external static pressure, for additional pressure characteristics, please refer the selection software.

Fan coils - 4 way cassette

2-pipe configurations.
3-speed AC fan motor.
Cleanable synthetic-type air filter.



Fan coils	Panel	Total capacity		Air flow Max m ³ /min	Dimension including panel H x W x D mm	Weight kg	Fan coil €	RRP Panel €		
		Cooling ¹⁾ Med kW	Heating ²⁾ Med kW							
1ph	2-pipe	PAW-FC2A-U050-2	PAW-FC-KPU5070	4.4	6.0	979	339 x 960 x 960	37,1	1,284	237
		PAW-FC2A-U060-2	PAW-FC-KPU5070	5.4	7.4	1159	339 x 960 x 960	37,1	1,315	237
		PAW-FC2A-U070-2	PAW-FC-KPU5070	6.5	9.2	1447	339 x 960 x 960	39,6	1,368	237

Water connections information

Fan coils	050	060	070
Type	Female gas threaded	Female gas threaded	Female gas threaded
Water connections 2-pipe	Inch 1	1	1
Water connections 4-pipe (cool - heat)	Inch ---	1 - 3/4	1 - 3/4

1) According to Eurovent standard. Air: 27 °C DB / 19 °C WB. Water in / out: 7 °C / 12 °C. 2) According to Eurovent standard. Air: 20 °C. Water in / out: 45 °C / 40 °C.

DHW tanks and Ventilation

DUO Pre-plumbed tank



Tank	Material	Water volume L	Energy efficiency class A+ to F	Dimension Height / Diameter mm	Weight kg	RRP	
						£	
1ph	PAW-TD20B7PP-UK	Stainless steel	185	C	1992 / 550	51	2,651
	PAW-TD23B6E5PP-UK	Stainless steel	225	A	1755 / 595	TBC	2,899
	PAW-TD30B7PP-UK	Stainless steel	285	C	2030 / 630	64	3,024

1) Tested pursuant to EN 12897:2006. 2) EU Regulation 812/2013.

Stainless steel tanks



Tank	Material	Water volume L	Coil Size m ²	Energy efficiency class A+ to F	Dimension Height / Diameter mm	Weight kg	RRP	
							£	
1ph	KIT-G3TD20C1E5-1	Stainless steel	192	1.80	A	1270 / 595	50	1,160
	KIT-G3TD30C1E5-1	Stainless steel	284	1.80	A	1750 / 595	61	1,459
	NEW KIT-G3TD30C1E5HI-1	Stainless steel	280	2.35	A	1750 / 595	65	1,592

* Stainless steel tanks are produced by OSO.

Buffer tanks



Tank	Material	Water volume L	Energy efficiency class A+ to F	Dimension Height / Diameter mm	Weight kg	RRP
						£
PAW-BTANK50L-2	Stainless Steel	48	B	636 / 430	17	365
PAW-BTANK100L	Stainless Steel	100	C	1175 / 430	28	470
PAW-BTANKG200L	Stainless Steel	199	B	1275 / 595	47	592
PAW-BTANKG260L	Stainless Steel	289	B	1755 / 595	57	706

* Automatic air vent and drain cock are included. Built-in pocket sensor (sensor not included). ** Buffer tank are produced by OSO.

Heat recovery ventilation unit

Designed for areas up to approximately 140 m².
High energy-efficiency rotary heat exchanger with EC - technology fans.



Heat recovery ventilation unit	Air flow Nominal m ³ /min	Maximum m ³ /min	Energy class		Dimension H x W x D mm	Weight kg	RRP
			Basic unit	With local control on demand			£
1ph PAW-A2W-VENTA-L	204 @ 50 Pa	292 @ 100 Pa	A	A	450 x 598 x 500	46	2,024


















* Heat recovery ventilation unit is produced by Systemair.










NEW Counter flow ventilation




Counter flow ventilation	Mounting position	Air flow Nominal m ³ /l	Maximum m ³ /l	Energy class	Dimension H x W x D mm	Weight kg	RRP	
							£	
1ph	PAW-VENTX10Z	Horizontal / Vertical	91	130	A	255 x 580 x 580	19	837
	PAW-VENTX15Z	Horizontal / Vertical	147	210	A	255 x 580 x 580	19	963
	PAW-VENTX20H	Horizontal	109	155	A	260 x 480 x 800	25	1,197
	PAW-VENTX20V	Vertical	112	170	A	510 x 430 x 625	32	1,197
	PAW-VENTX30H	Horizontal	210	300	A	295 x 600 x 795	30	1,326
	PAW-VENTX30V	Vertical	210	300	A	590 x 575 x 785	38	1,366
	PAW-VENTX40H	Horizontal	238	340	A	290 x 650 x 1 150	38	1,539
	PAW-VENTX40V	Vertical	266	380	A	590 x 735 x 785	42	1,495

* Produced by Sinergia.

Dual controller system			RRP £
	NEW additional remote controller for K and L Generations	CZ-RTW1	111
All in One accessories			RRP £
	Flexible pipings and wall mounting plate for All in One J Generation (not compatible with).	PAW-ADC-PREKIT-1	471
Special outdoor supports			RRP £
	Tray for condenser water compatible with outdoor elevation platform.	PAW-WTRAY	145
	Outdoor elevation platform. Dimension (HxWxD): 400x900x400 mm	PAW-GRDSTD40	145
	Outdoor base ground support for noise and vibration absorption. Dimension (HxWxD): 600x95x130 mm Safe working load: 500 kg	PAW-GRDBSE20	133
PCB's for additional functions			RRP £
	PCB for advanced functions in J and H Generations.	CZ-NS4P	160
	PCB for advanced functions in K and L Generations.	CZ-NS5P	TBC
Deice accessories			RRP £
	Base pan heater for all old Bi-bloc and Monobloc (not for the 3 and 5 kW).	CZ-NE1P	TBC
	Base pan heater for Bi-bloc 3 and 5 kW (except L Generation) and 7 and 9 kW K Generation.	CZ-NE2P	146
	Base pan heater for J and H Generations.	CZ-NE3P	146
	Base pan heater for 5, 7 and 9 kW L Generation.	CZ-NE4P	TBC
Hydraulic accessories			RRP £
	3 way valve kit for inside of hydrokit for J and H Generations.	CZ-NV1	274
	3 way valve kit for inside of hydrokit for K and L Generations.	CZ-NV2	TBC
	3 way valve for DHW Tanks.	PAW-3WYVLV-HW	162
	1 anti-freeze valve. 2 valves are required per heat pump.	PAW-A2W-AFVLV	106
	Optional magnet for the water filter in H Generation models.	PAW-A2W-MGTFILTER	37
Accessories interfaces			RRP £
	Aquarea Smart Cloud for remote control and maintenance through wireless or wired LAN.	CZ-TAW1B	178
	10 m extension cable for CZ-TAW1B.	CZ-TAW1-CBL	48
	External meter gateway for K and L Generations.	PAW-A2W-EXTMETER	TBC
	KNX interface for H Generation onwards (Intesis).	PAW -AW-KNX-H	240
	Modbus interface for H Generation onwards (Intesis).	PAW-AW-MBS-H	240
	KNX interface for H Generation onwards (Airzone).	PAW-AZAW-KNX-1	204
	Modbus interface for H Generation onwards (Airzone).	PAW-AZAW-MBS-1	210

Cascade manager			RRP £
	Cascade manager for Aquarea Heat Pumps.	PAW-A2W-CMH-2	1,205
Room thermostats			RRP £
	Wired LCD room thermostat with weekly timer.	PAW-A2W-RTWIRED	100
	Wireless LCD room thermostat with weekly timer.	PAW-A2W-RTWIRELESS	165
Sensors for Aquarea H Generation onwards			RRP £
	Outdoor ambient sensor.	PAW-A2W-TSOD	42
	Zone room sensor.	PAW-A2W-TSRT	42
	Zone water sensor.	PAW-A2W-TSHC	42
	Solar sensor.	PAW-A2W-TSSO	42
	Buffer tank sensor. Zone water sensor PAW-A2W-TSHC is also required to operate buffer tank sensor.	PAW-A2W-TSBU	42
Smart fan coil accessories			RRP £
	Kits of 2 legs to protect the water pipings.	PAW-AAIR-LEGS-1	56
	Motor connection cable for units with hydraulic connections on the right.	PAW-AAIR-RHCABLE	27
Fan coil accessories			RRP £
	Advanced wired remote controller for fan coil.	PAW-FC-RC1	95
	2 way valve + drain pan for ducted models 010-060.	PAW-FC-2WY-11/55-1	67
	2 way valve + drain pan for ducted models 070-080.	PAW-FC-2WY-65/90-1	76
	2 way valve + drain pan for ducted model F040.	PAW-FC-2WY-F040	90
	3 way valve + drain pan for ducted models 010-060.	PAW-FC-3WY-11/55-1	98
	3 way valve + drain pan for ducted models 070-080.	PAW-FC-3WY-65/90-1	110
	3 way valve + drain pan for ducted model F040.	PAW-FC-3WY-F040	145
	2 way valve for wall-mounted.	PAW-FC2-2WY-K007	79
	3 way valve for wall-mounted.	PAW-FC2-3WY-K007	126
Sanitary tank accessories			RRP £
	Tank sensor with 6 m cable length.	PAW-TS1	36
	Tank sensor with 20 m cable length.	PAW-TS2	42
	Tank sensor with 6 m cable length and only 6 mm diameter.	PAW-TS4	42
	Temperature sensor kit for third party tank (with copper pocket and 6 m length sensor cable).	CZ-TK1	72
Outdoor unit noise reduction kit			RRP £
	Noise reduction kit for outdoor units (-3 dB(A)).	CZ-UG30	170



Heat recovery ventilation accessories			RRP €
	Supply and extract filters kit.	PAW-VEN-FLTKIT	55
	Optional PCB for additional functions.	PAW-VEN-ACCPCB	46
	HRV touch control panel. White frame (cable must be ordered separately).	PAW-VEN-DPL	144
	Cable with plug for electrical connection between unit and control panel, type CE and CD (12 m).	PAW-VEN-CBLEXT12	28
	Twin plugs for installation of several control panels type CD or CE for one unit.	PAW-VEN-DIVPLG	15
	HRV touch control panel wall-mounted kit.	PAW-VEN-DPLBOX	81
	CO ₂ RH wall-mounted sensor.	PAW-VEN-S-C02RH-W	282
	CO ₂ wall-mounted sensor.	PAW-VEN-S-C02-W	328
	CO ₂ duct sensor.	PAW-VEN-S-C02-D	243
	Wall bracket kit for stand-alone installation on the wall.	PAW-VEN-WBRK	30
	Electrical duct heater 0.6 kW (includes relay).	PAW-VEN-HTR06	306
	Electrical duct heater 1.2 kW (includes relay).	PAW-VEN-HTR12	347
NEW counter flow ventilation accessories			RRP €
	Digital remote control (black). Integrated air quality, temperature and humidity sensors	PAW-VEN-CTRLB	101

	Digital remote control (white). Integrated air quality, temperature and humidity sensors	PAW-VEN-CTRLW	101
	Electrical duct heater 0.5 kW, DN160 mm	PAW-VEN-HTR05	346
	Electrical duct heater 1.0 kW, DN160 mm	PAW-VEN-HTR10	409
	Spare F7 filter kit (2 pcs) for models 10Z, 15Z, 20H and 20V	PAW-VEN-FLT1	32
	Spare F7 filter kit (2 pcs) for models 30H and 30V	PAW-VEN-FLT2	36
	Spare F7 filter kit (2 pcs) for models 40H	PAW-VEN-FLT3	46
	Spare F7 filter kit (2 pcs) for models 40V	PAW-VEN-FLT4	49
	Activated carbon filter (1 pc) for models 10Z, 15Z, 20H and 20V	PAW-VEN-ACFLT1	19
	Activated carbon filter (1 pc) for models 30H and 30V	PAW-VEN-ACFLT2	25
	Activated carbon filter (1 pc) for models 40H	PAW-VEN-ACFLT3	28
	Activated carbon filter (1 pc) for models 40V	PAW-VEN-ACFLT4	37

Smart meet Wiser

Introducing Wiser, the most comprehensive multi-zone heating system from Drayton. Panasonic has partnered with Drayton by Schneider Electric to offer its Wiser room-by-room heating control system. Seamlessly integrating with your Panasonic Aquarea Air Source Heat Pumps and the Aquarea Smart Cloud and Service Cloud apps, the Wiser system provides an additional element of energy control and simple home automation.

What makes Wiser wiser?



Simplicity.

Standard wallplate, wireless devices.




Flexibility.

Up to 3 channels, 16 rooms, 63 devices.



Multi-zoning.

Add radiator thermostats, underfloor heating controller or electrical heat switch as required.



App control.

Simple app with boost and away mode.



Eco mode.

Combines weather compensation and optimum stop for maximum savings.



Comfort mode.

Uses optimum start for maximum comfort.



Heat report and insights.

View and compare temperatures across single or multiple rooms.



Geofencing.

Enhanced control with geofencing through IFTTT.



OpenTherm®.

Digital boiler interface enabling more efficient control.



This new partnership offers you the option to combine your new Panasonic's Aquarea air source heat pumps with Wiser smart controls to provide you with room-by-room heating control by fitting Wiser with your Aquarea system. The combination of smart controls will help make your home as energy efficient as possible by bringing different electrical devices under the control of one app, helping you to lower their bills and reduce your carbon footprint. Wiser can be set up in the usual way with the Panasonic Aquarea heat pump, and will enable you to monitor and easily adjust the heating in each room and via any web-enabled device, including Android and iOS applications and Internet browsers.

Benefits of Wiser

Wiser combines smart features with simplicity to bring you the most complete home heating solution. Wiser makes home personalisation affordable by allowing you to start with a smart room thermostat and build a full multi-zone solution over time by adding radiator thermostats and incorporating electrical and/or underfloor heating.

- Smart heating and hot water control
- Easy zoning with radiator thermostats
- Control wet underfloor heating zones
- Incorporate electrical heating
- Quick and easy installation
- Schedule electrical appliances by adding Wiser Plugs

The Wiser Home app:

The app has been designed to make your life simple. Step-by-step commissioning instructions guide you through the whole process in just a few minutes.

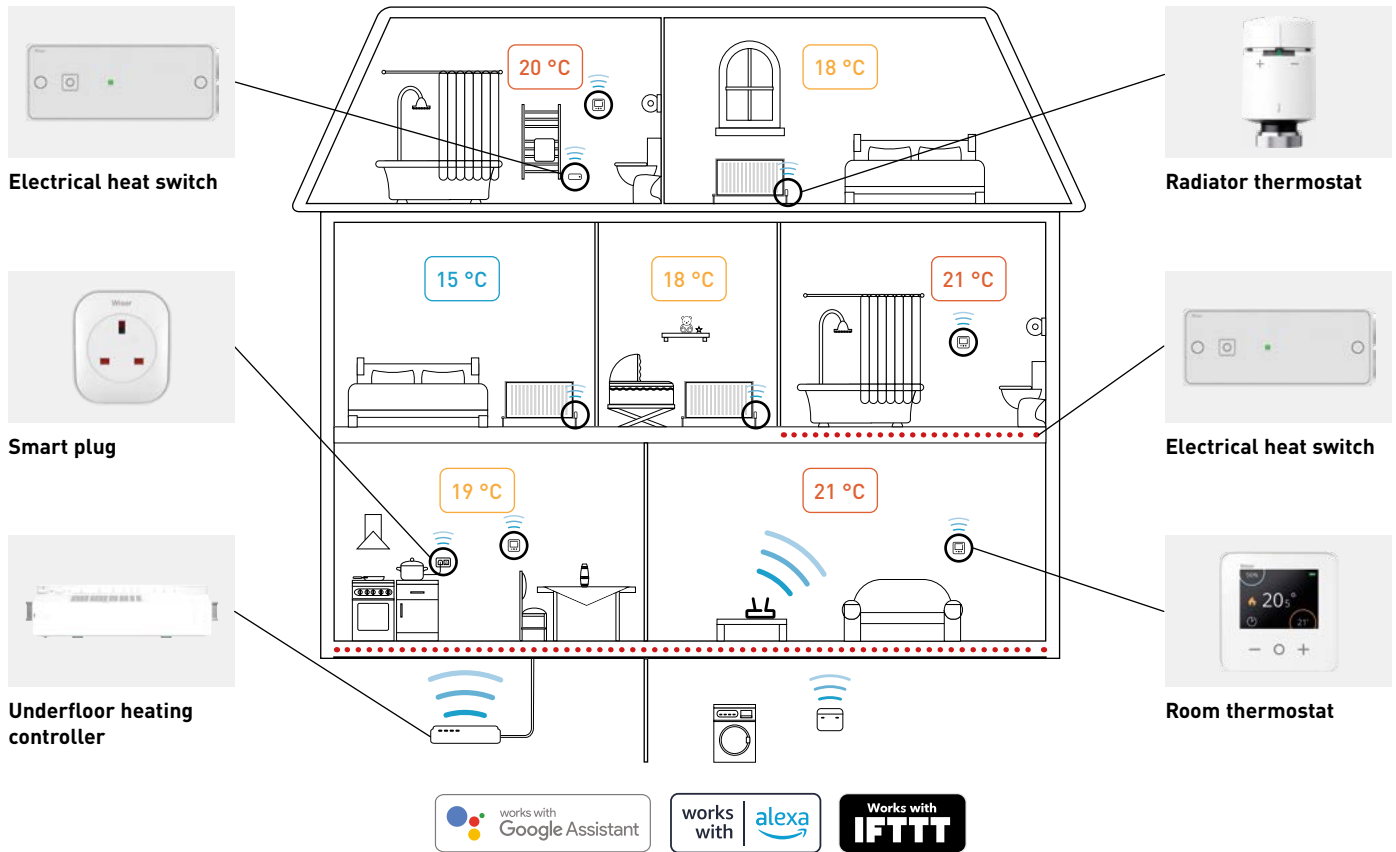
The user interface has been designed to be intuitive so your customer will have no problem taking control of their heating. Set up can be done within seconds and programming couldn't be easier. Boost, set point and room selections can all be accessed from the home screen.

Download in the App Store – search Wiser Home.

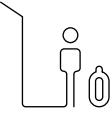


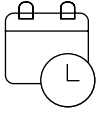
Scan the QR for more information and to purchase your Wiser home kit.

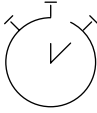






Features


- 

Away mode.
Activate when away from home to reduce all set points and save 24% of energy.
- 

Schedules.
Set time and temperature schedules for every device to ensure full multi-zoning efficiency.
- 

Boost/cancel all.
Boost all devices in the system or cancel all overrides - enables complete system testing with the tap of a button.
- 

Eco mode.
Combines weather compensation & optimum stop for maximum savings.
- 

Insights and heat report.
Track the system performance to adapt heating schedules and settings to save energy.
- 

Moments.
Group multiple devices to be activated together to create a mood or 'moment'.





For more information on the Wiser product range and for purchasing please visit:



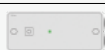

<https://Wiser.draytoncontrols.co.uk/>

To find your closest stockist, please refer to our Distribution Finder by scanning the QR.



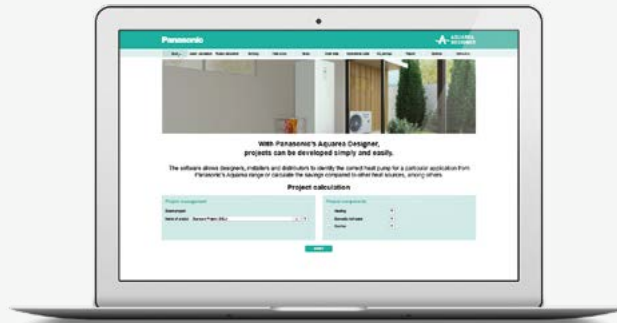
Wiser accessories*

	Wiser thermostat kit 1. One channel thermostat pack ideal for heat pumps.	WT714R9K0902
	Wiser thermostat kit 3. Three channel thermostat pack ideal for properties with two heating zones.	WT734R9K0902
	Wiser multi-zone kit 1. One channel thermostat system with two radiator thermostats to start zoning your system.	WV714R9K0902
	Wiser radiator thermostat. Add additional single radiator thermostats to any of the Wiser kits to create more zones and benefit from maximum comfort and energy saving.	WV704R0A0902

	Wiser room thermostat. Additional room thermostat - add to rooms with radiator thermostats as a convenient way to view and change the room temperature. Works with all Wiser kits.	WN704R0S0902
	Wiser plug. Set schedules for home appliances from the Wiser heat app, this smart plug can be controlled from your phone or by using voice activation with the google assistant and amazon alexa. The built in range extender also enables connectivity to devices sited further away from the heat hub.	WB704H1A0902
	Wiser electrical heat switch. Wiser electrical heat switch + Wiser room thermostat will control any of the following applications: plinth heaters, electric radiators, infrared panels, electrical UFH.	WE714U1A0902
	Wiser under floor heating controller. The Wiser underfloor heating controller enables complete control over the entire heating system, no matter what the application, via the Wiser home app.	WF762F1A0902

* Wiser accessories, are compatible with Panasonic units, but are product from Drayton Controls and are not available from Panasonic directly. Locally source, Panasonic is not selling these devices.

For more information on Aquarea, view our latest videos:



An introduction to Aquarea:
https://www.youtube.com/watch?v=Rr2R2zw__RU



How to check you Aquarea H and J Generations current flow rates:
<https://www.youtube.com/watch?v=LXVK1zgaM5E>



How to check your Aquarea H and J Generations DHW tank temperature and heating flow and return temperatures:
<https://www.youtube.com/watch?v=0fCiyUzIqUw>



How to check your Aquarea H and J Generations efficiency, detailing energy used, energy generated and COP:
<https://www.youtube.com/watch?v=FIVoMYzkCRI>



How to set up the Aquarea H and J Generations heating time clock :
https://www.youtube.com/watch?v=0_jRkIYPaRY

For more information on the Aquarea Monobloc H and J Generations installation guide:

This guide provides a step by step procedure for the installation of the Aquarea Monobloc unit, covering basic installation to more advanced requirements, along with a guide to the controller set up process, covering the each type of installation.



[Download Aquarea Monobloc H and J Generations installation guide](#)



Notes

A large grid of small dots for taking notes, consisting of 20 columns and 30 rows of dots.

Notes

A large grid of small dots for taking notes, consisting of 20 columns and 30 rows.

Panasonic service

Our Panasonic Service teams are committed to ensuring your peace of mind. Best service is our aim.

Panasonic provides a team of highly trained technicians and engineers to deliver professional and responsive services that meet the highest levels of quality and safety while being efficient and cost effective.

To find out more about Panasonic Heating & Cooling Solutions, please visit www.panasonic.co.uk/aircon.



Maintenance.

To meet the requirements of the standard warranty, the product must be maintained and serviced annually by a suitably trained and qualified engineer. This way we can extend the lifetime of the product.



Repair.

Panasonic offers a wide range of service agreements, like Panasonic Service+ for a maximized product lifetime. Leave the care of your Panasonic products to the experts. In the unlikely event that something goes wrong, trust one of our qualified and Panasonic trained experts to get things back on track.



Warranty.

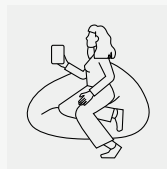
In accordance with the regulations, Panasonic guarantees its products against hidden defects. Moreover, Panasonic grants to the professional purchaser a commercial warranty, specific to the product families, subject to compliance of all the rules of installation and use of its products.

Panasonic Heating & Cooling Solutions customer service

Panasonic enables different channels for end users or professionals to get in touch with us:



Use our European website www.panasonic.eu for contacting us. Panasonic has implemented a contact page on the Panasonic Heating & Cooling Solutions website for potential or existing Panasonic customers.



Another option is to contact the highly experienced teams at the Panasonic customer service center, who are more than qualified to support Panasonic clients in 13 different languages across Europe.

Our service center for United Kingdom end customers:

0808 208 2115

Mo-Fr 9-17h



www.panasonic.co.uk/aircon

heating & cooling solutions

Due to the ongoing innovation of our products, the specifications of this catalogue are valid barring typographic errors, and may be subject to minor modifications by the manufacturer without prior warning in order to improve the product. The total or partial reproduction of this catalogue is prohibited without the express authorisation of Panasonic Marketing Europe GmbH.

Panasonic®

To find out how Panasonic cares for you, log on to:
www.panasonic.co.uk/aircon

General requests:
Email: uk-aircon@eu.panasonic.com

Sales administration team:
Email: uk-aircon-salesadmin@eu.panasonic.com

Technical service team:
Email: uk-aircon-tech@eu.panasonic.com
UK Office : +44 (0) 1707 378670

Panasonic Heating & Ventilation Air-Conditioning UK Ltd.
Registered Office: Ground Floor, Building 3, Albany Place, Hyde Way, Welwyn
Garden City, Hertfordshire AL7 3BT
Company Registration: 02371708



Do not add or replace refrigerant other than the specified type. Manufacturer is not responsible for the damage and deterioration in safety due to usage of the other refrigerant.
The outdoor units in this catalogue contains fluorinated greenhouse gases with a GWP higher than 150.

